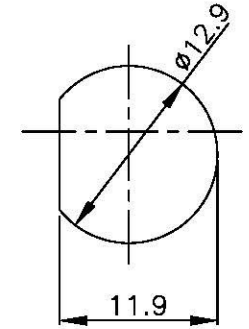
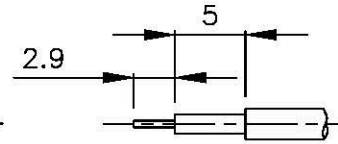


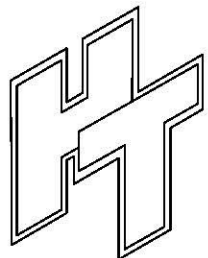
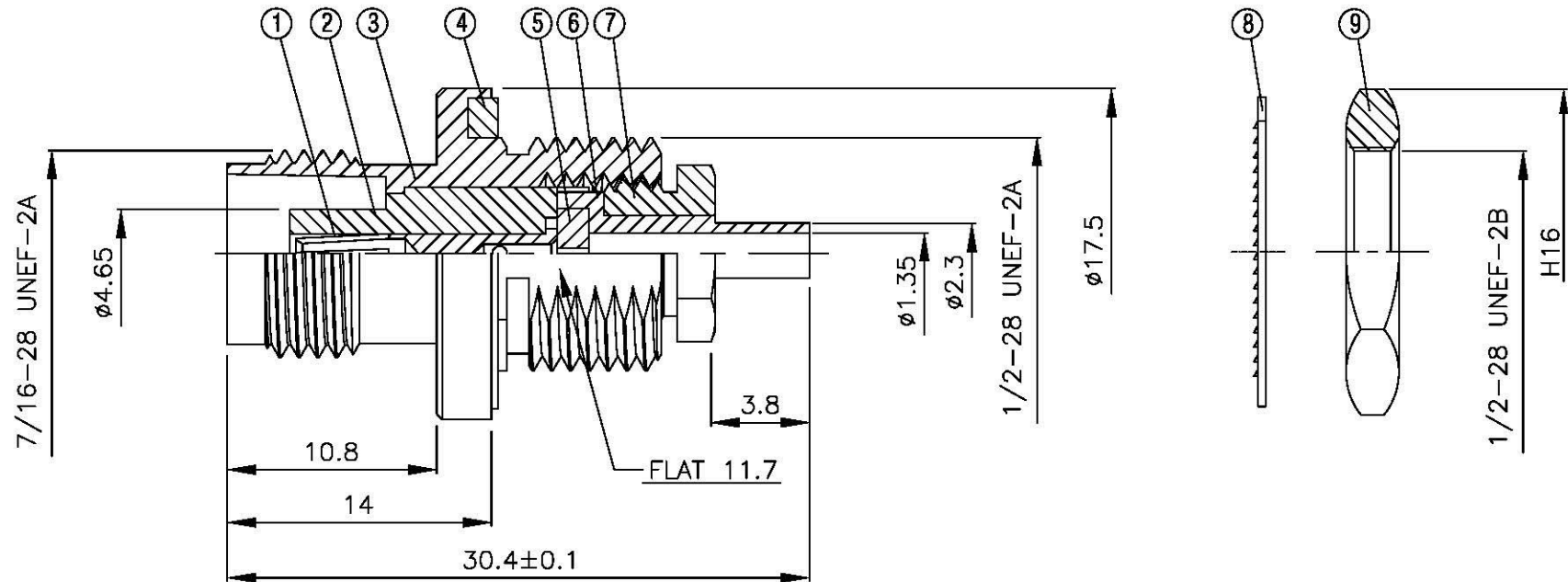
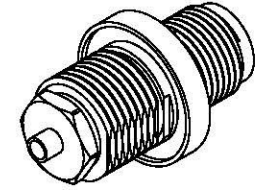
NO	DESCRIPTION	MATERIAL	Q'TY	FINISH	REMARK
1	PIN 1	BRASS	1	GOLD	P-TNC0019-G
2	INSULATION 1	TEFLON	1	TEFLON	I-0089T
3	BODY 1	BRASS	1	NICKEL	B-TNC0910-N
4	GASKET	SI RUBBER	1	RUBBER	RU-0006
5	INSULATION 2	TEFLON	1	TEFLON	I-0448T
6	BODY 2	BRASS	1	NICKEL	B-TNC0919-N
7	NUT	BRASS	1	NICKEL	N-0004-N
8	WASHER	BRASS	1	NICKEL	W-0001-N
9	NUT 2	BRASS	1	NICKEL	N-0003-N



MOUNTING HOLES



(Recommended Stripping Dimension)



All Connectors

www.allconnectors.de
Tel.: 0049 711 7005803
01745 8161944 (Germany)

info@allconnectors.de
Fax: 0049 711 7005904
Kontaktcenter, 24h

TITLE TNC BULKHEAD FEMALE
SOLDER FOR RG-405/U(.085")

PART NO. TNC-35V1-TGN

DRAWING NO. TNC 35V1 TGN

DRAWN MARY DATE 96.12.14

CHECKED 蘇志欣 DATE

Q.A. 蘇姿潔 DATE

APPROVAL 徐燦霖 DATE

REVISION DATE

DIMENSIONS ARE IN MILLIMETERS

UNLESS OTHERWISE SPECIFIED TOLERANCE			
0.5-5=±0.2	120-315=±1		
5-30=±0.4	315-1000=±1.6		
30-120±0.6	1000-2000=±2.4		

SCALE 4:1 SIZE A

REVISION

DESCRIPTION	ENGINEER

D

C

B

A

D

C

B

A

4

3

2

1