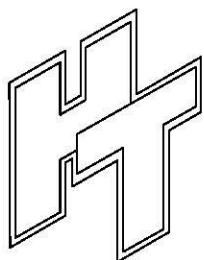
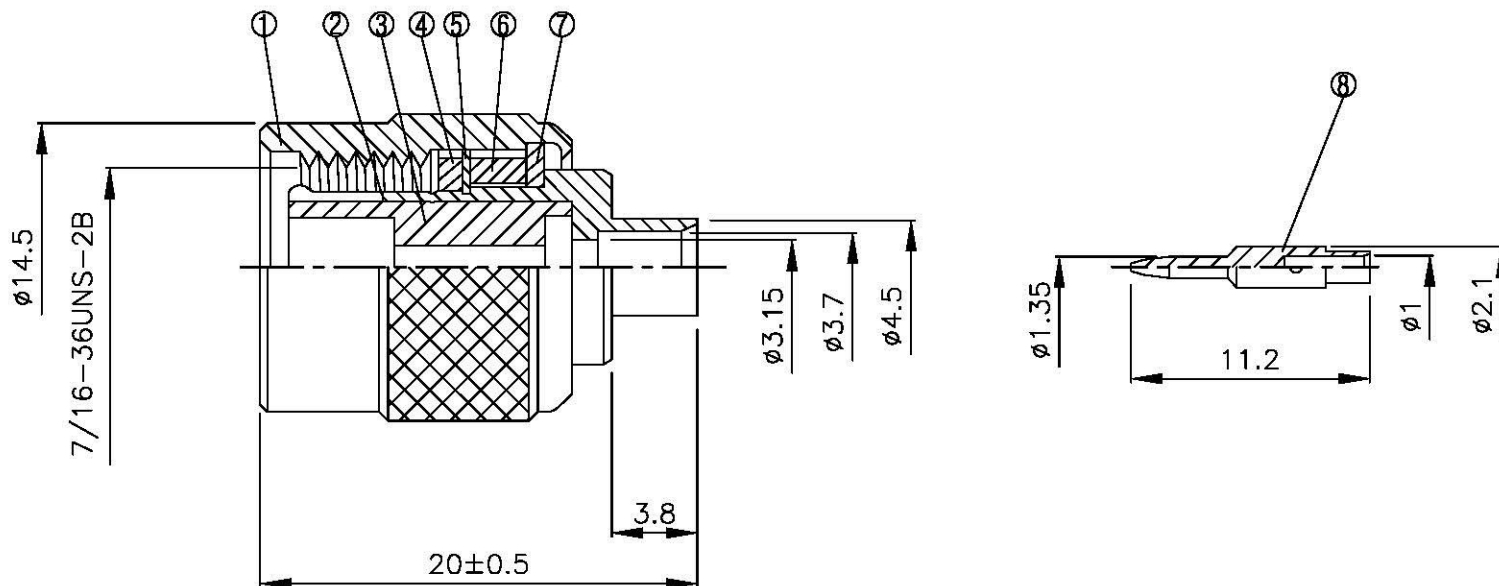
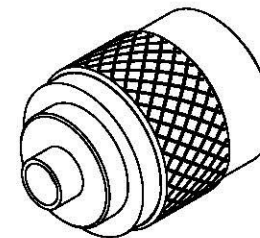


| NO | DESCRIPTION | MATERIAL | Q'TY | FINISH | REMARK      |
|----|-------------|----------|------|--------|-------------|
| 1  | SHELL       | BRASS    | 1    | NICKEL | B-TNC0083-N |
| 2  | BODY 1      | BRASS    | 1    | NICKEL | B-BNC0364-G |
| 3  | INSULATION  | TEFLON   | 1    | TEFLON | I-0172T     |
| 4  | GASKET      | RUBBER   | 1    | RUBBER | RU-0010     |
| 5  | WASHER      | BRASS    | 1    | NICKEL | W-0026-N    |
| 6  | SPRING      | BRASS    | 1    | NICKEL | W-0024-N    |
| 7  | WASHER      | BRASS    | 1    | NICKEL | W-0025-N    |
| 8  | PIN         | BRASS    | 1    | GOLD   | P-BNC0234-G |



**All Connectors**

www.allconnectors.se  
Tel: +46 8 711 30630  
Kungshuset 107 10  
Info@allconnectors.se  
Fax: +46 8 711 30650  
Kungshuset 107 10

TITLE TNC MALE SOLDER FOR  
RG 402 (.141)

PART NO. TNC-05V2-TGN

DRAWING NO. TNC 05V2 TGN

DRAWN MARY DATE 96.07.11

CHECKED 蘇志欣 DATE

Q.A. 蘇姿潔 DATE

APPROVAL 徐燦霖 DATE

REVISION LA03/D35.A5002-75 DATE

DIMENSIONS ARE IN MILLIMETERS

UNLESS OTHERWISE SPECIFIED  
TOLERANCE

0.5-5 =  $\pm 0.2$  120-315 =  $\pm 1$

5-30 =  $\pm 0.4$  315-1000 =  $\pm 1.6$

30-120 =  $\pm 0.6$  1000-2000 =  $\pm 2.4$

SCALE 4:1

SIZE A

REVISION

DESCRIPTION ENGINEER