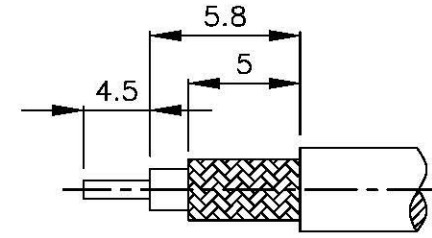
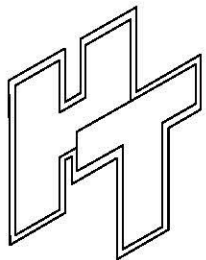
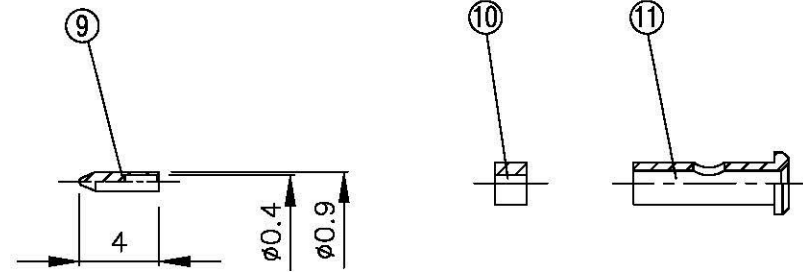
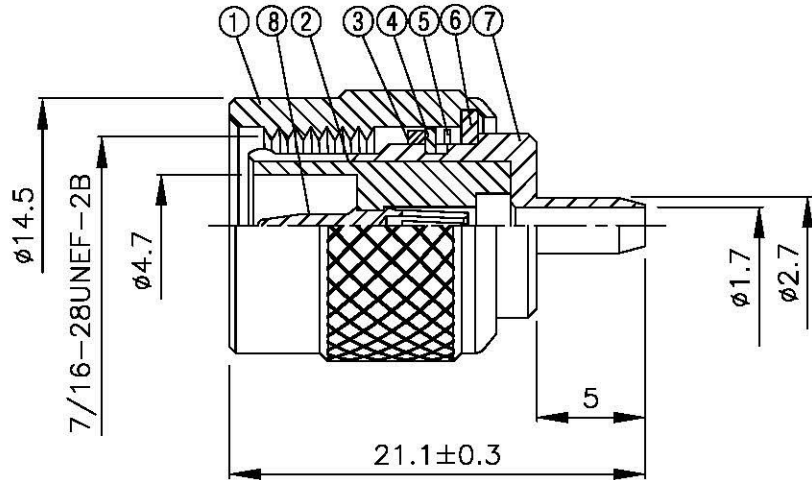
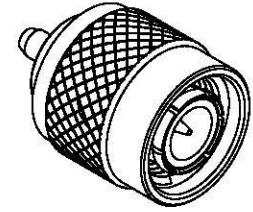


NO	DESCRIPTION	MATERIAL	Q'TY	FINISH	REMARK
1	BODY 1	BRASS	1	NICKEL	B-TNC0083-N
2	INSULATION	TEFLON	1	TEFLON	I-0450T
3	GASKET	SI RUBBER	1	RUBBER	RU-0010
4	WASHER 1	BRASS	1	NICKEL	W-0026-N
5	WASHER 2	BRASS	1	NICKEL	W-0027-N
6	SPRING	BRASS	1	NICKEL	W-0025-N
7	BODY 2	BRASS	1	NICKEL	B-BNC0920-N
8	PIN (FEMALE)	BRASS	1	GOLD	P-BNC0648-G
9	PIN (MALE)	BRASS	1	GOLD	P-FMF0505-G
10	INSULATION 2	TEFLON	1	TEFLON	I-0256T
11	BODY 3	BRASS	1	GOLD	B-SMA0902-G



(Recommended Stripping Dimension)



**All Connectors**

www.allconnectors.com  
Tel.: 0049 711 7009503  
201741 (de) (nl) (us) - Germany

info@allconnectors.com  
Fax: 0049 711 7009504  
Kellerstrasse 1, 20

TITLE TNC MALE CRIMP FOR HRS-1.3

PART NO. TNC-05U-TGN

DRAWING NO. TNC 05U TGN

DRAWN MARY DATE 94.05.20

CHECKED 蘇姿潔 DATE

Q.A. 馮健華 DATE

APPROVAL 徐燦霖 DATE

REVISION DATE

DIMENSIONS ARE IN MILLIMETERS

UNLESS OTHERWISE SPECIFIED TOLERANCE  
 0.5-5=±0.2 120-315=±1  
 5-30=±0.4 315-1000=±1.6  
 30-120±0.6 1000-2000=±2.4

SCALE 4:1 SIZE A

REVISION

DESCRIPTION ENGINEER