
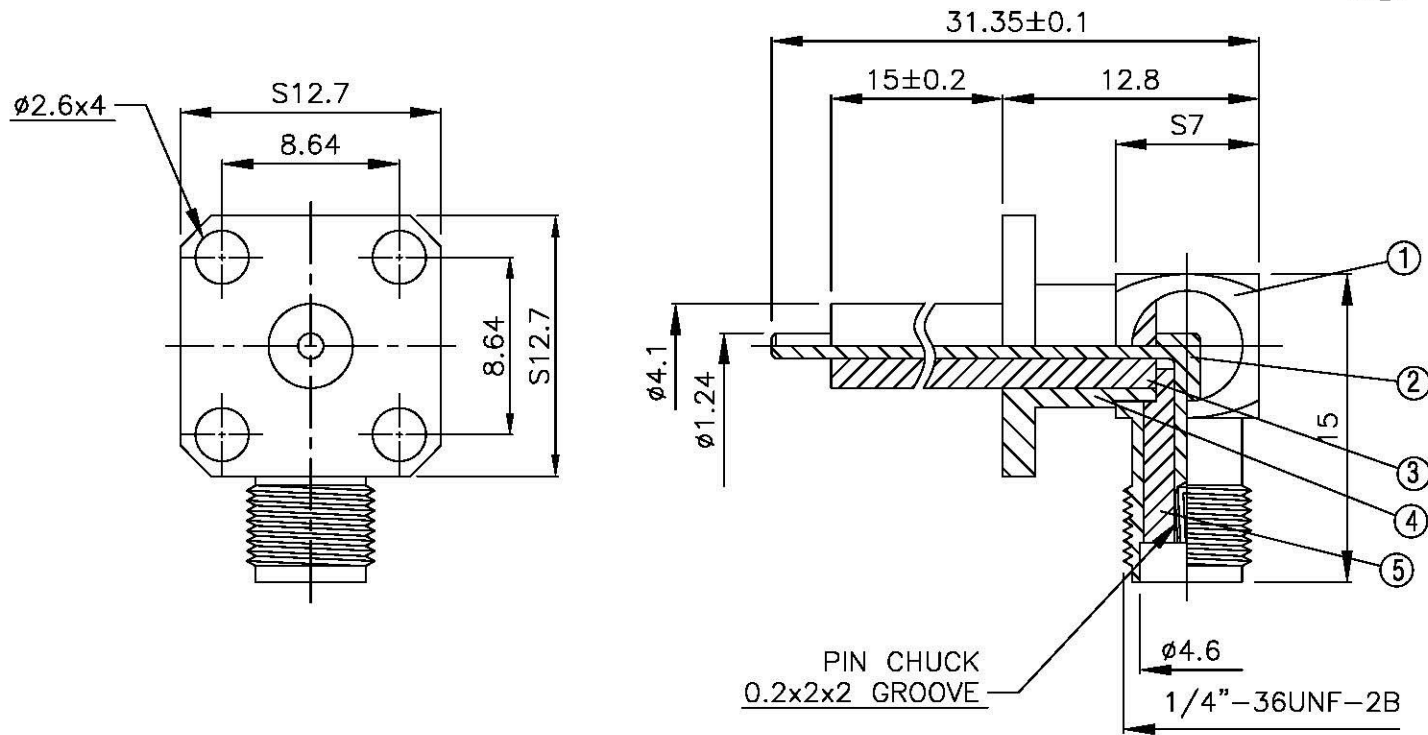
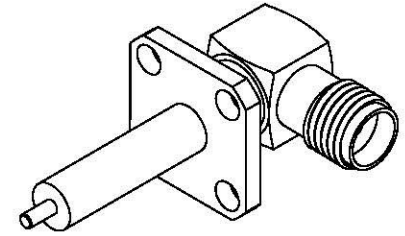


NO	DESCRIPTION	MATERIAL	Q'TY	FINISH	REMARK
1	BODY 1	BRASS	1	NICKEL	B-SMA0317-N
2	PIN	BE CU	1	GOLD	P-SMA0252-G
3	INSULATION	TEFLON	1	TEFLON	I-0186T
4	BODY 2	BRASS	1	NICKEL	B-SMA0399-N
5	INSULATION	TEFLON	1	TEFLON	I-0151T



**All Connectors**  
 www.allconnectors.com info@allconnectors.com  
 Tel.: 0049 711 7095500 Fax: 0049 711 7095504  
 70794 Filzschtein, Germany kct@micrometr.de

TITLE **SMA RIGHT ANGLE JACK 4 HOLES FLANGE MOUNT**

PART NO. **SMA-41-TGN**

DRAWING NO. **SMA 41 TGN**

DRAWN **MARY** DATE **96.03.16**

CHECKED **黄巧君** DATE **96.03.16**

Q.A. **蘇姿潔** DATE

APPROVAL **徐燦霖** DATE

REVISION DATE

DIMENSIONS ARE IN MILLIMETERS

UNLESS OTHERWISE SPECIFIED TOLERANCE

0.5-5=±0.2	120-315=±1
5-30=±0.4	315-1000=±1.6
30-120±0.6	1000-2000=±2.4

SCALE **4:1** SIZE **A**

REVISION	
DESCRIPTION	ENGINEER