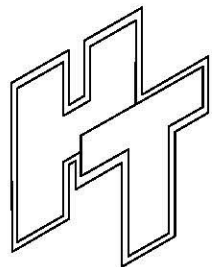
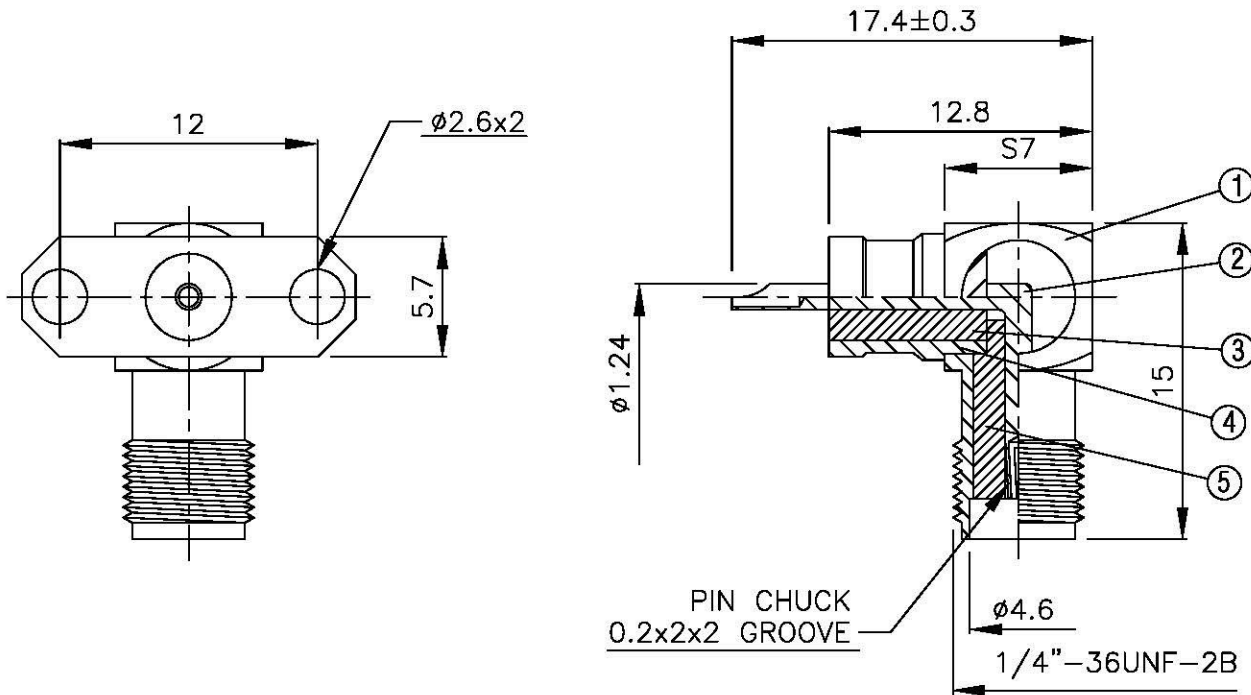
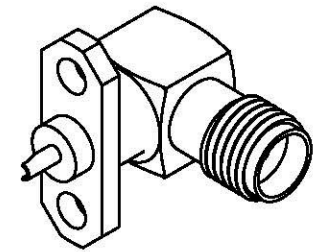


NO	DESCRIPTION	MATERIAL	Q'TY	FINISH	REMARK
1	BODY 1	BRASS	1	NICKEL	B-SMA0317-N
2	PIN	BE CU	1	GOLD	P-SMA0251-G
3	INSULATION	TEFLON	1	TEFLON	I-0506T
4	BODY 2	BRASS	1	NICKEL	B-SMA0400-N
5	INSULATION	TEFLON	1	TEFLON	I-0151T



All Connectors

www.allconnectors.com info@allconnectors.com
 Tel: 001-917-7900893 Fax: 001-917-7900894
 70124 - Allentown, PA, USA

TITLE SMA RIGHT ANGLE JACK 2 HOLES FLANGE MOUNT

PART NO. SMA-31V4-TGN-1

DRAWING NO. SMA-31V4-TGN-1

DRAWN MARY DATE 96.03.15

CHECKED 黄巧君 DATE

Q.A. 蘇姿潔 DATE

APPROVAL 徐燦霖 DATE

REVISION DATE

DIMENSIONS ARE IN MILLIMETERS

UNLESS OTHERWISE SPECIFIED TOLERANCE

0.5-5=±0.2	120-315=±1
5-30=±0.4	315-1000=±1.6
30-120±0.6	1000-2000=±2.4

SCALE 4:1 SIZE A

REVISION

DESCRIPTION	ENGINEER