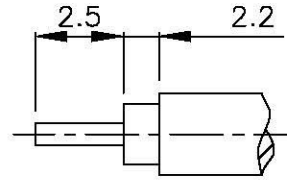
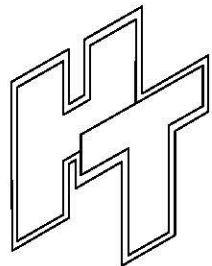
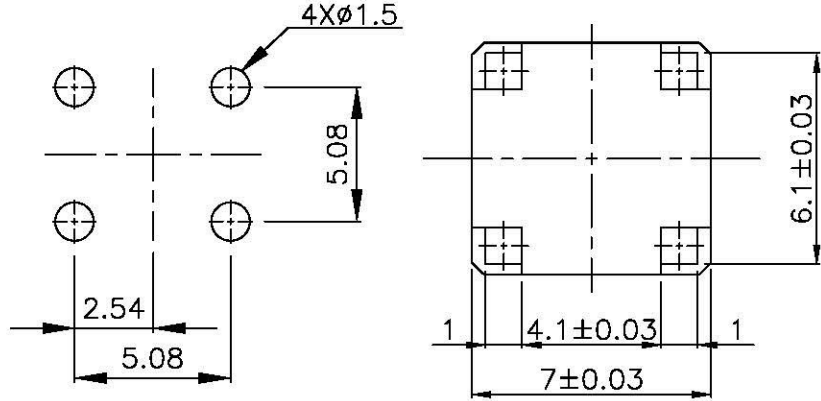
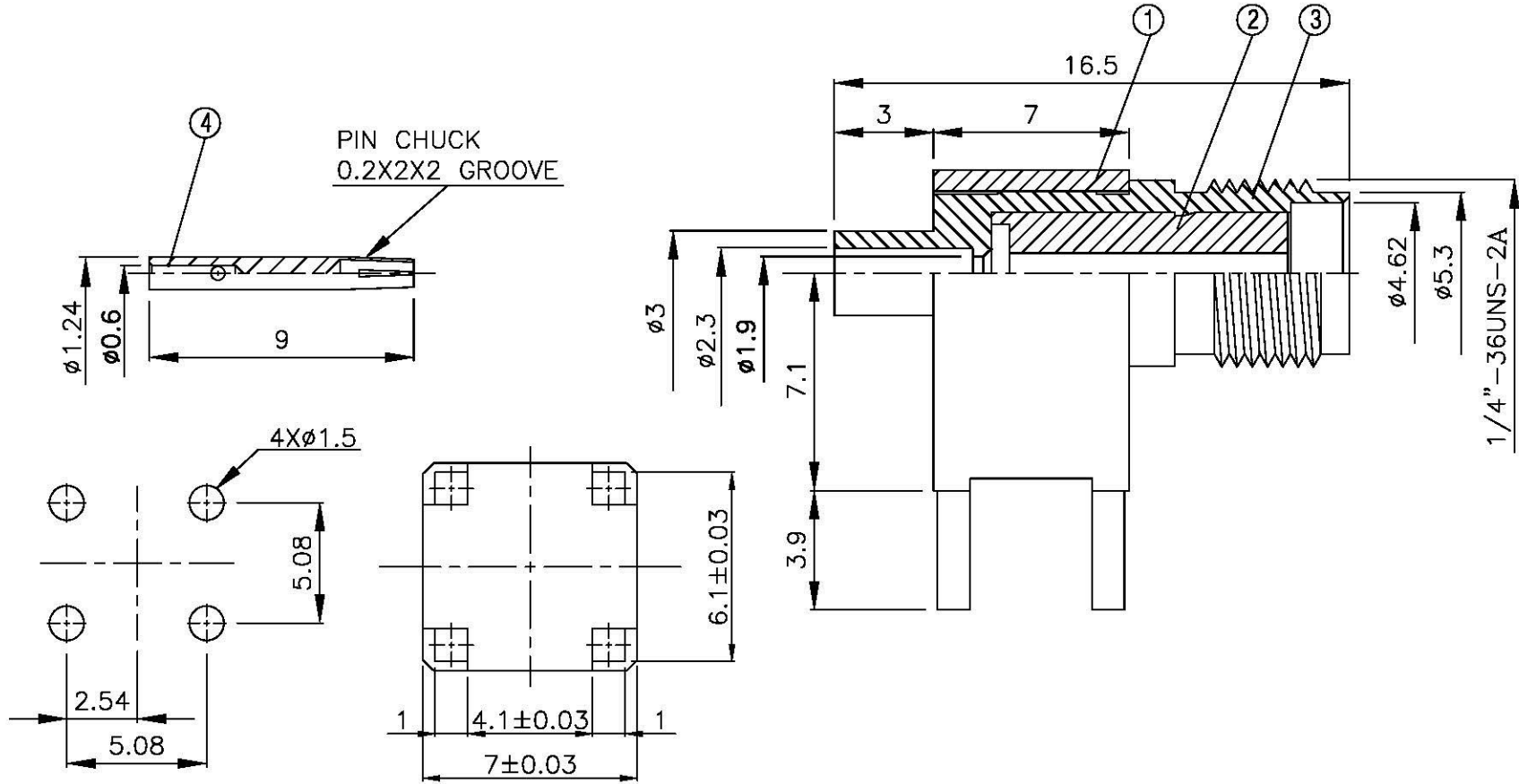
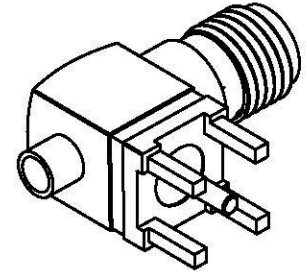


NO	DESCRIPTION	MATERIAL	Q'TY	FINISH	REMARK
1	BODY 1	BRASS	1	NICKEL	B-SMA0971-G
2	INSULATION 1	TEFLON	1	TEFLON	I-0131T
3	BODY 2	BRASS	1	NICKEL	B-SMA0982-G
4	PIN	BRASS	1	GOLD	P-SMA0056-G



(Recommended Stripping Dimension)



**All Connectors**

www.allconnectors.com  
Tel: +86 512 5000333  
E-Mail: contact@allconnectors.com

TITLE **SMA FEMALE CRIMP  
FOR RG-405/U(.085)**

PART NO. **SMA-11V1-TGG**

DRAWING NO. **SMA-11V1-TGG**

DRAWN **MARY** DATE **96.03.15**

CHECKED **蘇姿潔** DATE **96.03.15**

Q.A. **馮健華** DATE

APPROVAL **徐燦霖** DATE

REVISION DATE

DIMENSIONS ARE IN MILLIMETERS

UNLESS OTHERWISE SPECIFIED  
TOLERANCE

0.5-5=±0.2 120-315=±1

5-30=±0.4 315-1000=±1.6

30-120±0.6 1000-2000=±2.4

SCALE **4:1** SIZE **A**

REVISION

DESCRIPTION ENGINEER