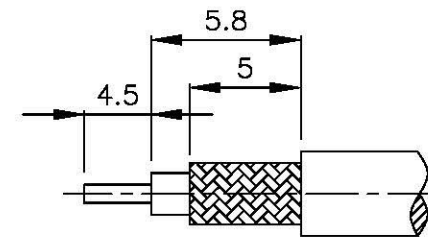
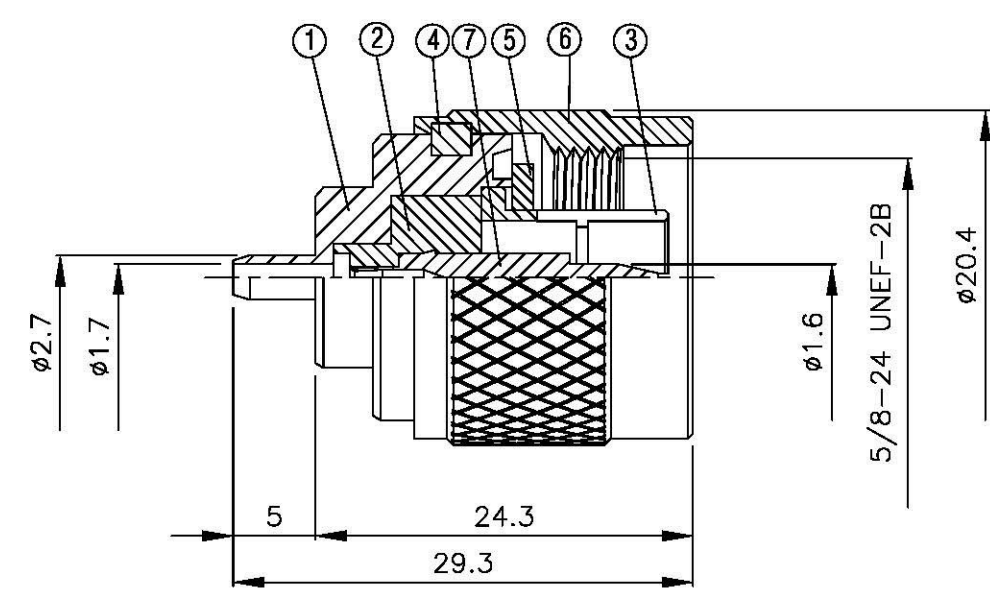
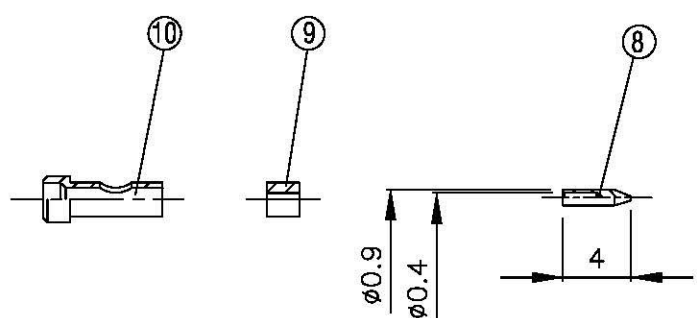
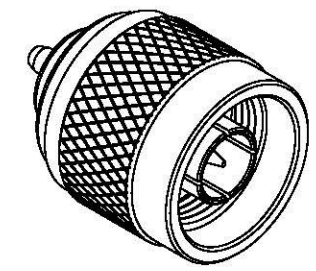
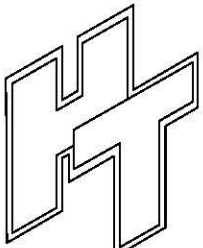



NO	DESCRIPTION	MATERIAL	Q'TY	FINISH	REMARK
1	BODY 1	BRASS	1	NICKEL	B-N0933-N
2	INSULATION 1	TEFLON	1	TEFLON	I-0453T
3	BODY 2	BRASS	1	NICKEL	B-N0033-N
4	WASHER	BRASS	1	NICKEL	W-0014
5	GASKET	RUBBER	1	RUBBER	RU-0007
6	BODY 3	BRASS	1	NICKEL	B-N0032-N
7	PIN	BRASS	1	GOLD	P-N0653-G
8	PIN (MALE)	BRASS	1	GOLD	P-FME0505-G
9	INSULATION 2	TEFLON	1	TEFLON	I-0256T
10	BODY 4	BRASS	1	GOLD	B-SMA0902-G



(Recommended Stripping Dimension)



		DRAWN MARY	DATE 95.06.01	DIMENSIONS ARE IN MILLIMETERS		REVISION		
	<small>www.allconnectors.de Tel: 0049 711 7009303 20086 Haldenstadt, Germany</small>	<small>info@allconnectors.de Fax: 0049 711 7009304 Reibarmarkt, 22</small>	CHECKED 蘇姿潔	DATE	UNLESS OTHERWISE SPECIFIED TOLERANCE		DESCRIPTION	ENGINEER
	TITLE N MALE CRIMP FOR HRS-1.3		Q.A. 馮健華	DATE	0.5-5=±0.2	120-315=±1		
	PART NO. N-03U-TGN		APPROVAL 徐燦霖	DATE	5-30=±0.4	315-1000=±1.6		
	DRAWING NO. N 03U TGN		REVISION	DATE	30-120±0.6	1000-2000=±2.4		
				SCALE 4:1	SIZE A			