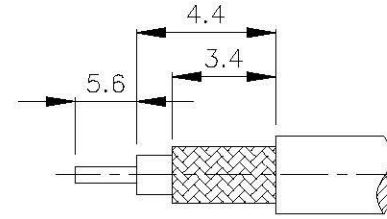
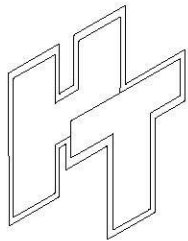
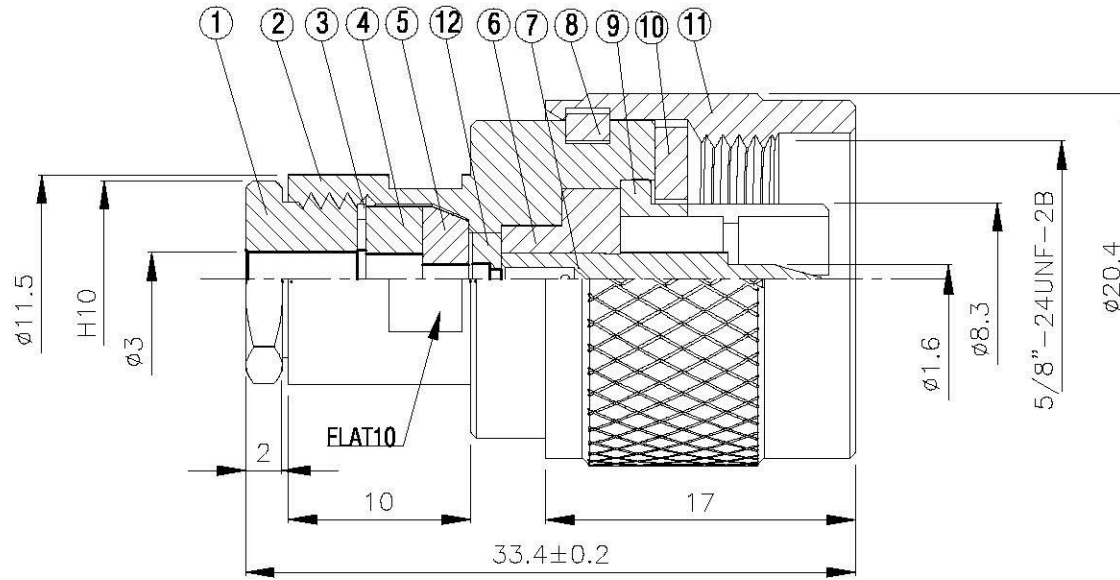
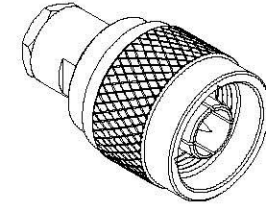


NO	DESCRIPTION	MATERIAL	Q'TY	FINISH	REMARK
1	NUT	BRASS	1	NICKEL	N-0067-N
2	BODY 1	BRASS	1	NICKEL	B-N1293-N
3	WASHER 1	BRASS	1	NICKEL	W-0083-N
4	RUBBER	SI RUBBER	1	RUBBER	RU-0052
5	WASHER 2	BRASS	1	NICKEL	W-0085-N
6	INSULATION	TEFLON	1	TEFLON	I-0296T
7	PIN	BRASS	1	GOLD	P-N0020-G
8	WASHER 3	BRASS	1	NICKEL	W-0014-N
9	BODY 2	BRASS	1	RUBBER	B-N0033-N
10	RUBBER	SI RUBBER	1	RUBBER	RU-0007
11	BODY 3	BRASS	1	NICKEL	B-N0032-N
12	INSULATION	TEFLON	1	TEFLON	I-0088T



(Recommended Stripping Dimension)



All Connectors

www.allconnectors.com
Tel: 4076 222 9999
20251 Plover Hill - Cambridge

info@allconnectors.com
Tel: 4076 222 9999
20251 Plover Hill - Cambridge

TITLE **N MALE CLAMP FOR
RG-174/U,316/U**

PART NO. **N-01LV1-TGN-1**

DRAWING NO. **N 01LV1 TGN-1**

DRAWN **MARY** DATE **97.05.07**

CHECKED **蘇志欣** DATE

Q.A. **蘇姿潔** DATE

APPROVAL **徐燦霖** DATE

REVISION DATE

DIMENSIONS ARE IN MILLIMETERS

UNLESS OTHERWISE SPECIFIED
TOLERANCE

0.5-5 = ± 0.2 120-315 = ± 1

5-30 = ± 0.4 315-1000 = ± 1.6

30-120 = ± 0.6 1000-2000 = ± 2.4

SCALE **4:1** SIZE **A**

REVISION

DESCRIPTION ENGINEER

4

3

2

1