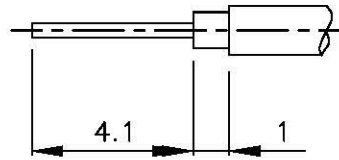
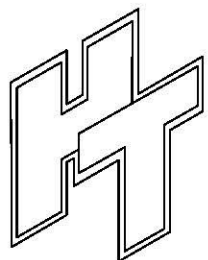
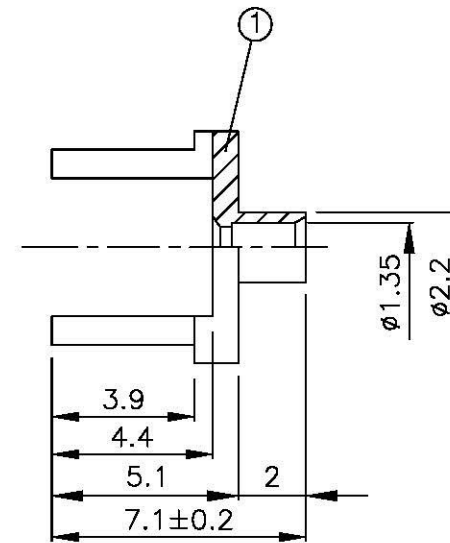
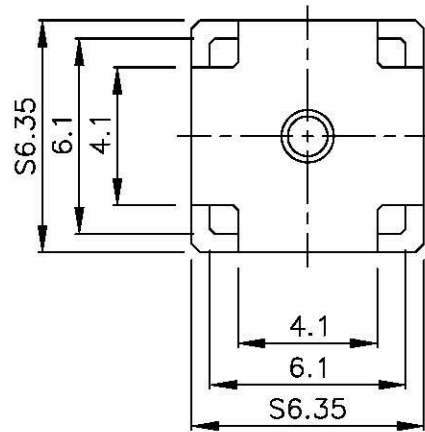
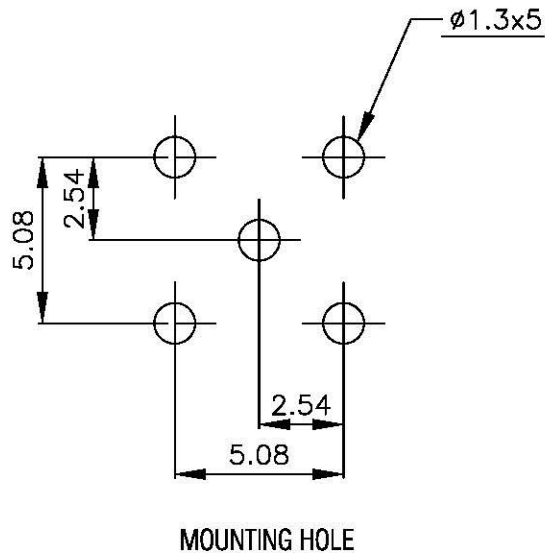
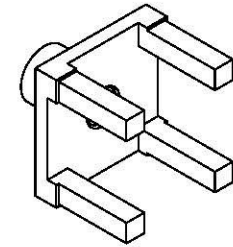


NO	DESCRIPTION	MATERIAL	Q'TY	FINISH	REMARK
1	BODY	BRASS	1	GOLD	B-MCX0531-G



(Recommended Stripping Dimension)



**Allconnectors**

www.allconnectors.de  
Tel.: 0049 711 7009503  
Königsplatz 10, 40474 Düsseldorf, Germany

info@allconnectors.de  
Fax: 0049 711 7009504  
Germany

TITLE MCX STRAIGHT SOLDER PCB  
4-HOLE MOUNT FOR .047

PART NO. MCX-21V3-GOLD

DRAWING NO. MCX 21V3 GOLD

DRAWN MARY DATE 96.07.05

CHECKED 蘇志欣 DATE

Q.A. 蘇姿潔 DATE

APPROVAL 徐燦霖 DATE

REVISION DATE

DIMENSIONS ARE IN MILLIMETERS

UNLESS OTHERWISE SPECIFIED  
TOLERANCE  
0.5-5=±0.2 120-315=±1  
5-30=±0.4 315-1000=±1.6  
30-120±0.6 1000-2000=±2.4

SCALE 4:1 SIZE A

REVISION

DESCRIPTION ENGINEER

DESCRIPTION	ENGINEER

D

D

C

C

B

B

A

A

4

3

2

1