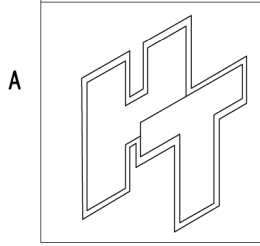
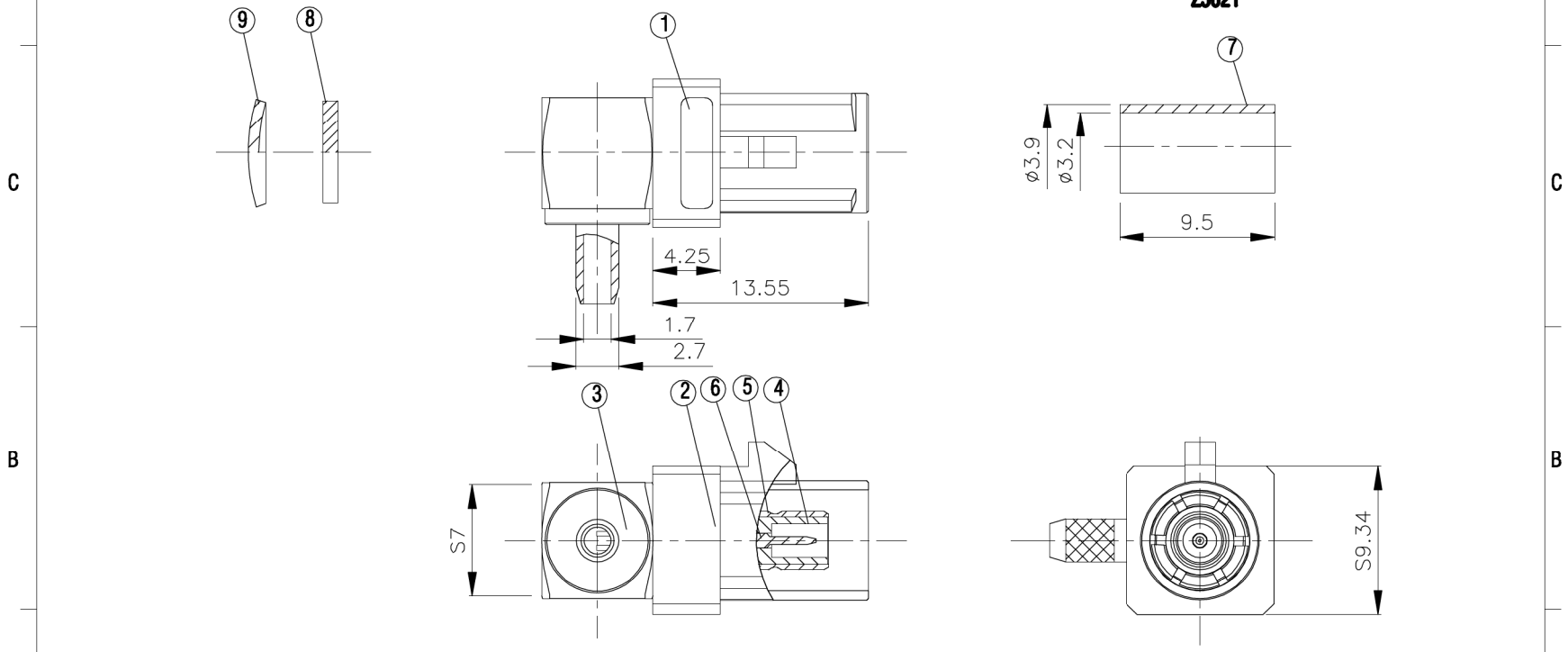
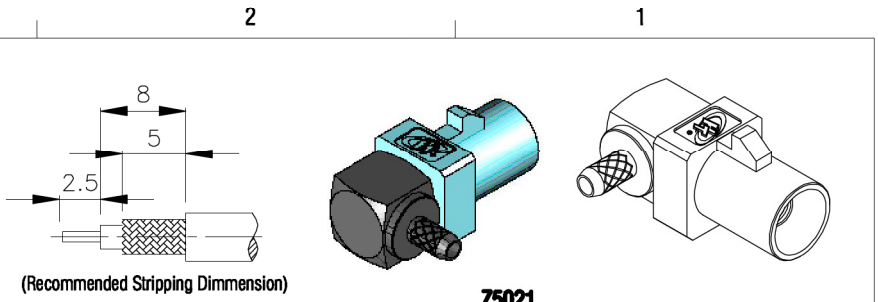


NO	DESCRIPTION	MATERIAL	Q'TY	FINISH	REMARK
1	BODY 1	PBT	1	PBT	B-FKR1350-Z51
2	BODY 2	PBT	1	PBT	B-FKR1308
3	BODY 3	BRASS	1	NICKEL	B-SMA0674-N
4	INSULATION 1	TEFLON	1	TEFLON	I-0481T
5	BODY 3	BRASS	1	NICKEL	B-FKR1351-N
6	PIN	BE CU	1	GOLD	P-SMB0305-G
7	RING	BRASS	1	GOLD	R-0002-G
8	INSULATION 2	TEFLON	1	TEFLON	I-0136T
9	WASHER 2	BRASS	1	NICKEL	W-0023-N



**All Connectors**  
 www.allconnectors.eu | info@allconnectors.eu  
 Tel. +49 (0)711 / 358 110 20 | Fax +49 (0)711 / 358 110 25

TITLE **SMB FEMALE CRIMP**  
 TYPE RG-174/U RG-316/U

PART NO. **FKR-04LV1-TGNPZ**

DRAWING NO. **FKR 04LV1 TGNPZ**

DRAWN **蘇姿潔** DATE **98.01.12**

CHECKED **蘇志欣** DATE

Q.A. **林妙樺** DATE

APPROVAL **徐燦霖** DATE

REVISION DATE

DIMENSIONS ARE IN MILLIMETERS

UNLESS OTHERWISE SPECIFIED TOLERANCE

0.5-5=±0.2	120-315=±1
5-30=±0.4	315-1000=±1.6
30-120=±0.6	1000-2000=±2.4

SCALE 4:1 SIZE A

REVISION	
DESCRIPTION	ENGINEER

4 3 2 1