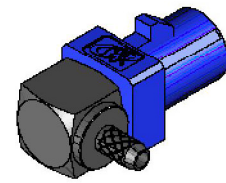
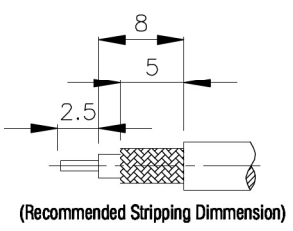
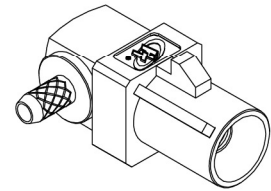


NO	DESCRIPTION	MATERIAL	Q'TY	FINISH	REMARK
1	BODY 1	PBT	1	PBT	B-FKR1350-C55
2	BODY 2	PBT	1	PBT	B-FKR1308
3	BODY 3	BRASS	1	NICKEL	B-SMA0674-N
4	INSULATION 1	TEFLON	1	TEFLON	I-0481T
5	BODY 3	BRASS	1	NICKEL	B-FKR1351-N
6	PIN	BE CU	1	GOLD	P-SMB0305-G
7	RING	BRASS	1	GOLD	R-0002-G
8	INSULATION 2	TEFLON	1	TEFLON	I-0136T
9	WASHER 2	BRASS	1	NICKEL	W-0023-N



C5005



D

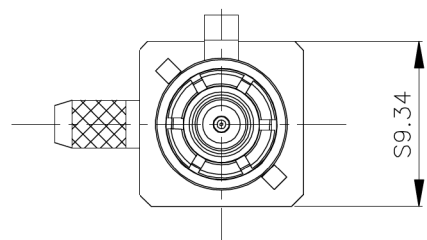
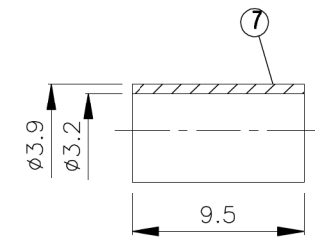
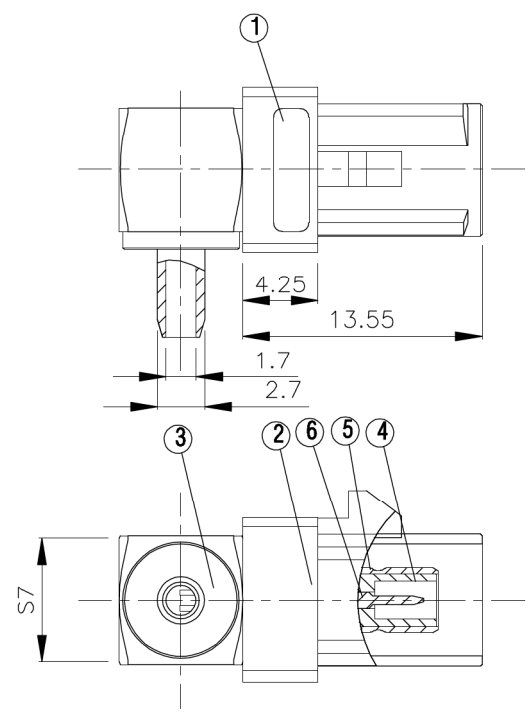
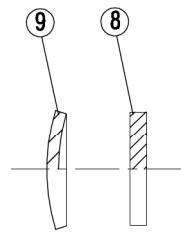
D

C

C

B

B



A

A

	All Connectors <small>www.allconnectors.eu info@allconnectors.eu Tel: +49 (0)711 / 358 110 20 Fax: +49 (0)711 / 358 110 25</small>	DRAWN 蘇姿潔 DATE 98.01.12	DIMENSIONS ARE IN MILLIMETERS		REVISION	
	TITLE SMB FEMALE CRIMP TYPE RG-174/U RG-316/U	CHECKED 蘇志欣 DATE	UNLESS OTHERWISE SPECIFIED TOLERANCE		DESCRIPTION	ENGINEER
	PART NO. FKR-04LV1-TGNPC	Q.A. 林妙樺 DATE	0.5-5=±0.2 120-315=±1			
	DRAWING NO. FKR 04LV1 TGNPC	APPROVAL 徐燦霖 DATE	5-30=±0.4 315-1000=±1.6			
		REVISION DATE	30-120±0.6 1000-2000=±2.4	SCALE 4:1	SIZE A	

4

3

2

1