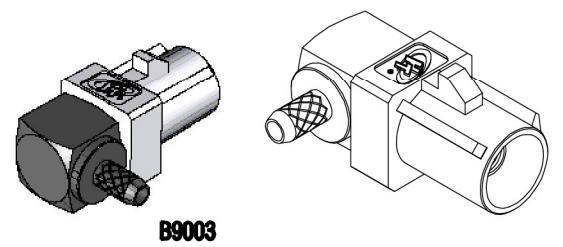
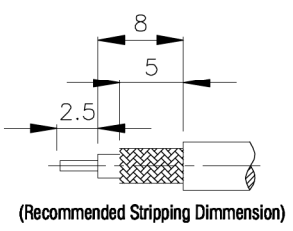


NO	DESCRIPTION	MATERIAL	Q'TY	FINISH	REMARK
1	BODY 1	PBT	1	PBT	B-FKR1350-B93
2	BODY 2	PBT	1	PBT	B-FKR1308
3	BODY 3	BRASS	1	NICKEL	B-SMA0674-N
4	INSULATION 1	TEFLON	1	TEFLON	I-0481T
5	BODY 3	BRASS	1	NICKEL	B-FKR1351-N
6	PIN	BE CU	1	GOLD	P-SMB0305-G
7	RING	BRASS	1	GOLD	R-0002-G
8	INSULATION 2	TEFLON	1	TEFLON	I-0136T
9	WASHER 2	BRASS	1	NICKEL	W-0023-N



D

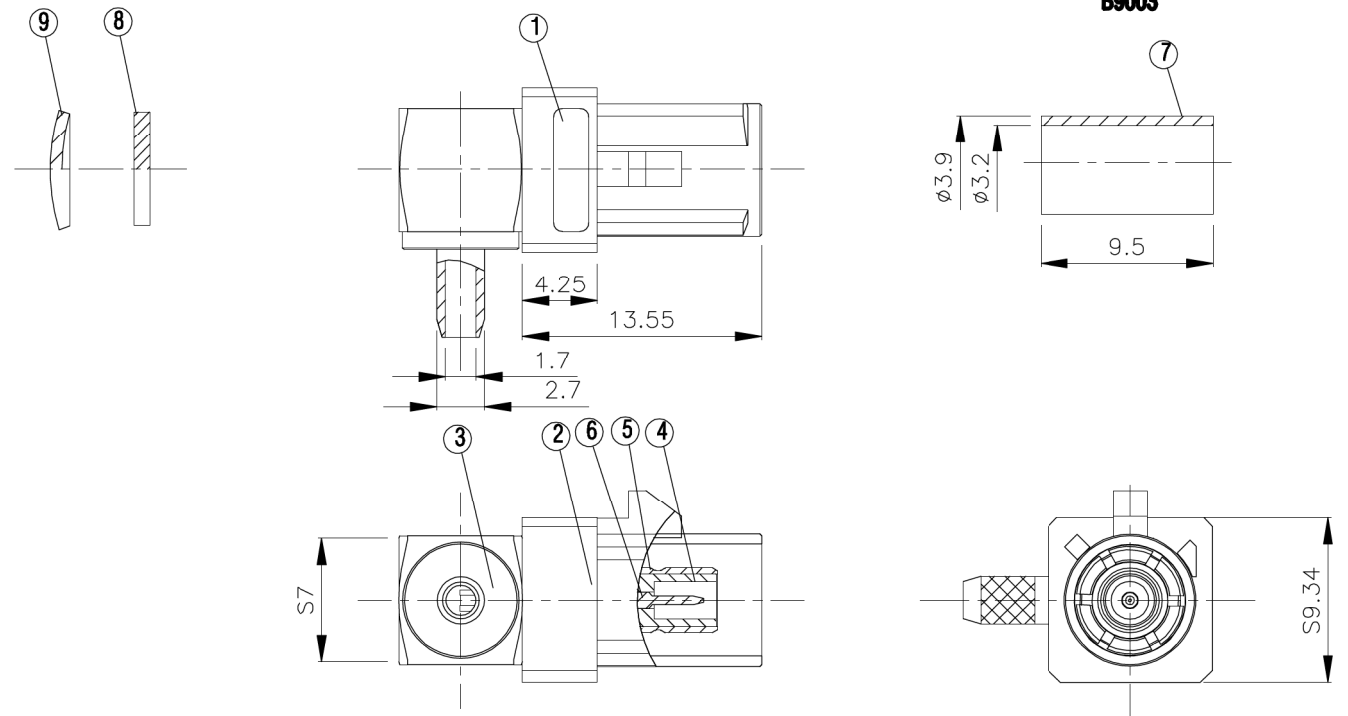
D

C

C

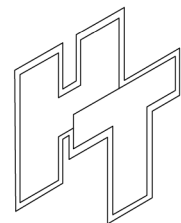
B

B



A

A

	Allconnectors <small>www.allconnectors.eu info@allconnectors.eu Tel. +49 (0)711 / 358 110 20 Fax +49 (0)711 / 358 110 25</small>	DRAWN 蘇姿潔 DATE 98.01.12	DIMENSIONS ARE IN MILLIMETERS		REVISION	
	TITLE SMB FEMALE CRIMP TYPE RG-174/U RG-316/U	CHECKED 蘇志欣 DATE	UNLESS OTHERWISE SPECIFIED TOLERANCE		DESCRIPTION	ENGINEER
	PART NO. FKR-04LV1-TGNPB	Q.A. 林妙樺 DATE	$0.5-5 = \pm 0.2$	$120-315 = \pm 1$		
	DRAWING NO. FKR 04LV1 TGNPB	APPROVAL 徐燦霖 DATE	$5-30 = \pm 0.4$	$315-1000 = \pm 1.6$		
		REVISION DATE	$30-120 = \pm 0.6$	$1000-2000 = \pm 2.4$		
		SCALE 4:1	SIZE A			

4

3

2

1