
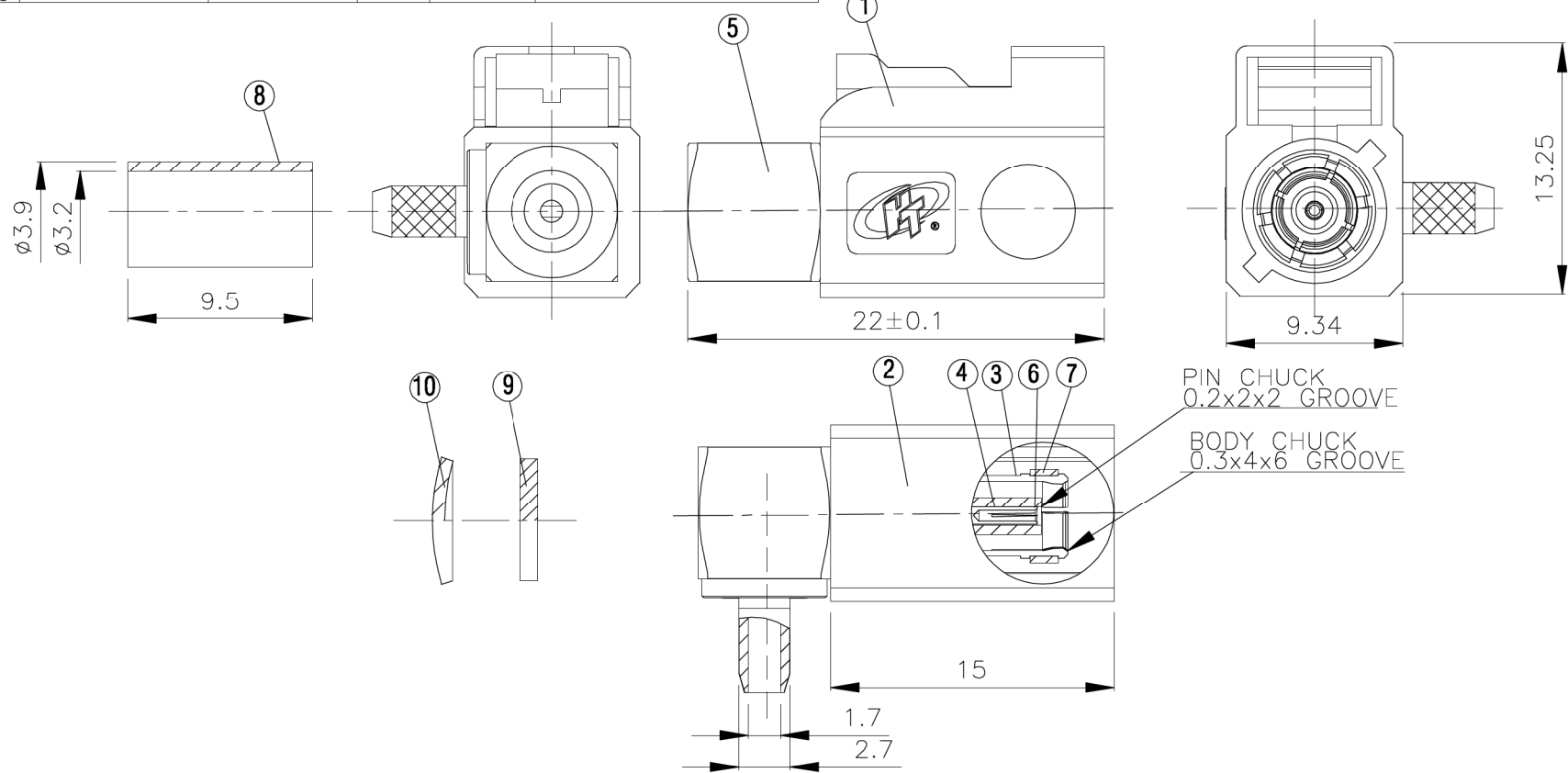
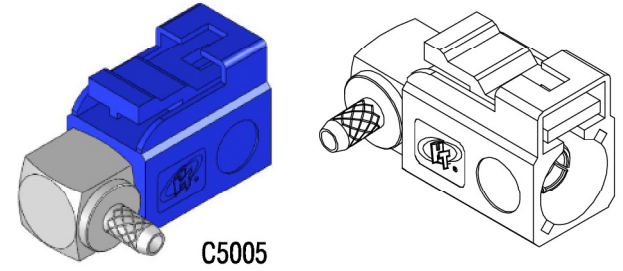
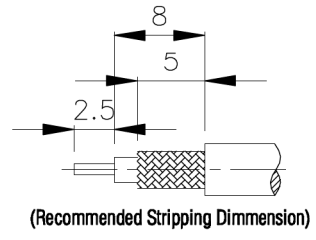


NO	DESCRIPTION	MATERIAL	Q'TY	FINISH	REMARK
1	BODY 1	PBT	1	PBT	B-FKR1348-C55
2	BODY 2	PBT		PBT	B-FKR1308
3	BODY 3	BRASS	1	GOLD	B-FKR1349-N
4	INSULATION 1	TEFLON	1	TEFLON	I-0472T
5	BODY 4	BRASS	1	NICKEL	B-SMB0674-N
6	PIN	BE CU	1	GOLD	P-SMB0302-G
7	WASHER 1	BE CU	1	GOLD	W-0035
8	RING	BRASS	1	GOLD	R-0002-G
9	INSULATION 2	TEFLON	1	TEFLON	I-0146T
10	WASHER 2	BRASS	1	NICKEL	W-0057-N



**All Connectors**  
 www.allconnectors.eu | info@allconnectors.eu  
 Tel. +49 (0)711 / 358 110 20 | Fax +49 (0)711 / 358 110 25

TITLE **SMB FEMALE CRIMP  
TYPE RG-174/U RG-316/U**

PART NO. **FKR-03LV1-TGNPC**

DRAWING NO. **FKR 03LV1 TGNPC**

DRAWN **蘇姿潔** DATE **98.05.10**

CHECKED **蘇志欣** DATE

Q.A. **林妙樺** DATE

APPROVAL **徐燦霖** DATE

REVISION DATE

DIMENSIONS ARE IN MILLIMETERS

UNLESS OTHERWISE SPECIFIED TOLERANCE

0.5-5=±0.2    120-315=±1  
 5-30=±0.4    315-1000=±1.6  
 30-120=±0.6    1000-2000=±2.4

SCALE 4:1    SIZE A

REVISION	
DESCRIPTION	ENGINEER