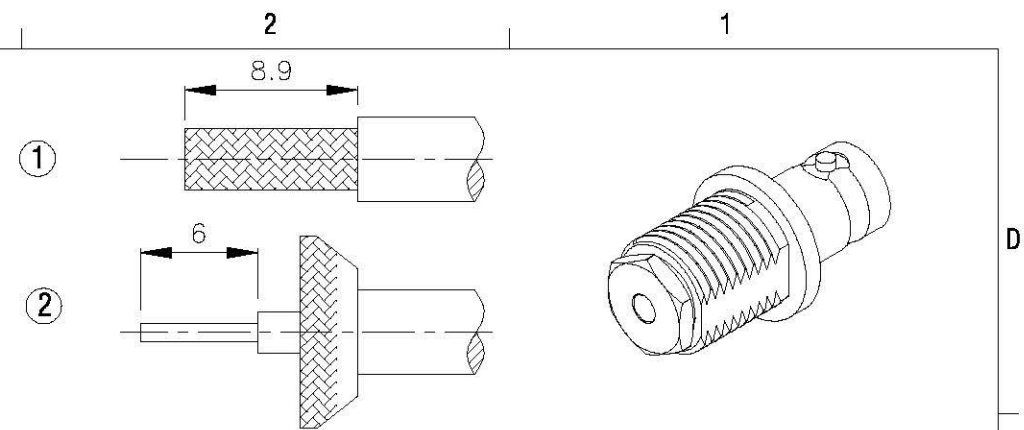
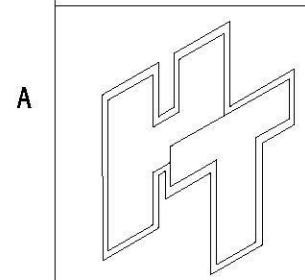
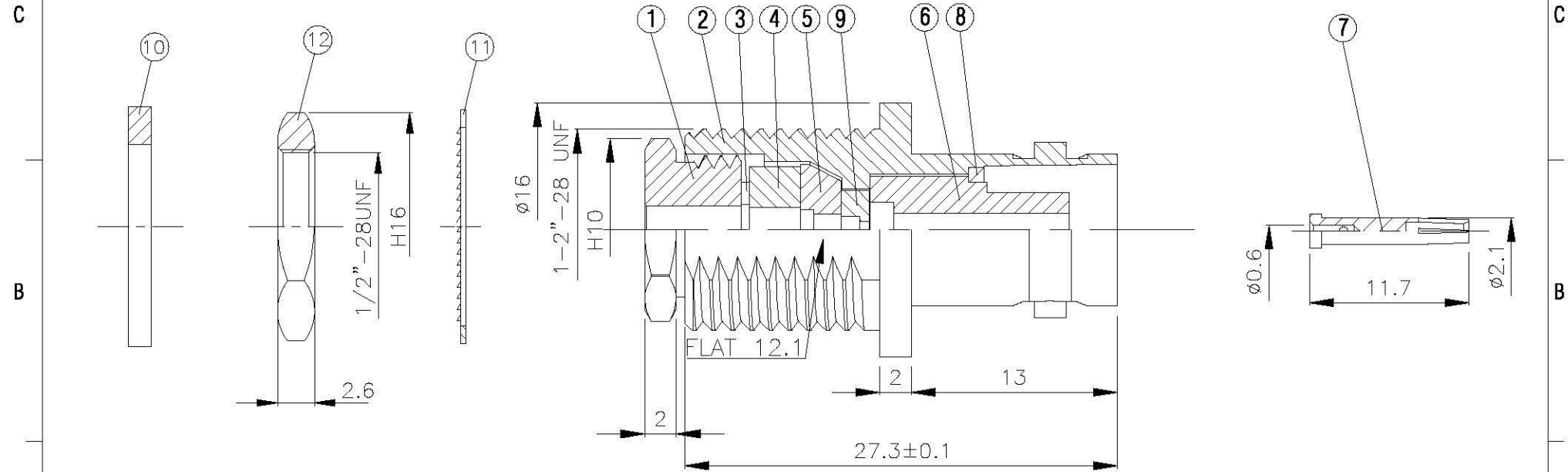


NO	DESCRIPTION	MATERIAL	Q'TY	FINISH	REMARK
1	NUT	BRASS	1	NICKEL	N-0067-N
2	BODY 1	BRASS	1	NICKEL	B-N1493-N
3	WASHER 1	BRASS	1	NICKEL	W-0083-N
4	RUBBER	SI RUBBER	1	RUBBER	RU-0052
5	WASHER 2	BRASS	1	NICKEL	W-0085-N
6	INSULATION	TEFLON	1	TEFLON	I-0361T
7	PIN	BRASS	1	GOLD	P-BNC0521-G
8	WASHER 3	BRASS	1	NICKEL	W-0014-N
9	INSULATION	TEFLON	1	TEFLON	I-0088T
10	GASKET	RUBBER	1	RUBBER	RU-0006
11	WASHER	BRASS	1	NICKEL	W-0001-N
12	NUT	BRASS	1	NICKEL	N-0003-N



(Recommended Stripping Dimension)



All Connectors
 www.allconnectors.de
 Tel: 0498 711 700905
 20 948 Hildesheim - Germany
 info@allconnectors.de
 Fax: 0498 711 700901
 Kettnerstr. 22

TITLE BNC FEMALE 4 HOLES
 CLAMP FOR RG-174/U,316/U

PART NO. BNC-58LV1-TGN-1

DRAWING NO. BNC 58LV1 TGN-1

DRAWN 蘇姿潔 DATE 98.10.13

CHECKED 蘇志欣 DATE

Q.A. 林妙樺 DATE

APPROVAL 徐燦霖 DATE

REVISION DATE

DIMENSIONS ARE IN MILLIMETERS

UNLESS OTHERWISE SPECIFIED TOLERANCE

0.5-5=±0.2	120-315=±1
5-30=±0.4	315-1000=±1.6
30-120±0.6	1000-2000=±2.4

SCALE 4:1 **SIZE** A

REVISION	
DESCRIPTION	ENGINEER