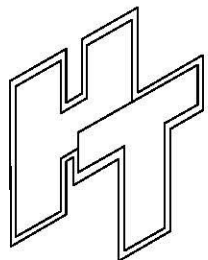
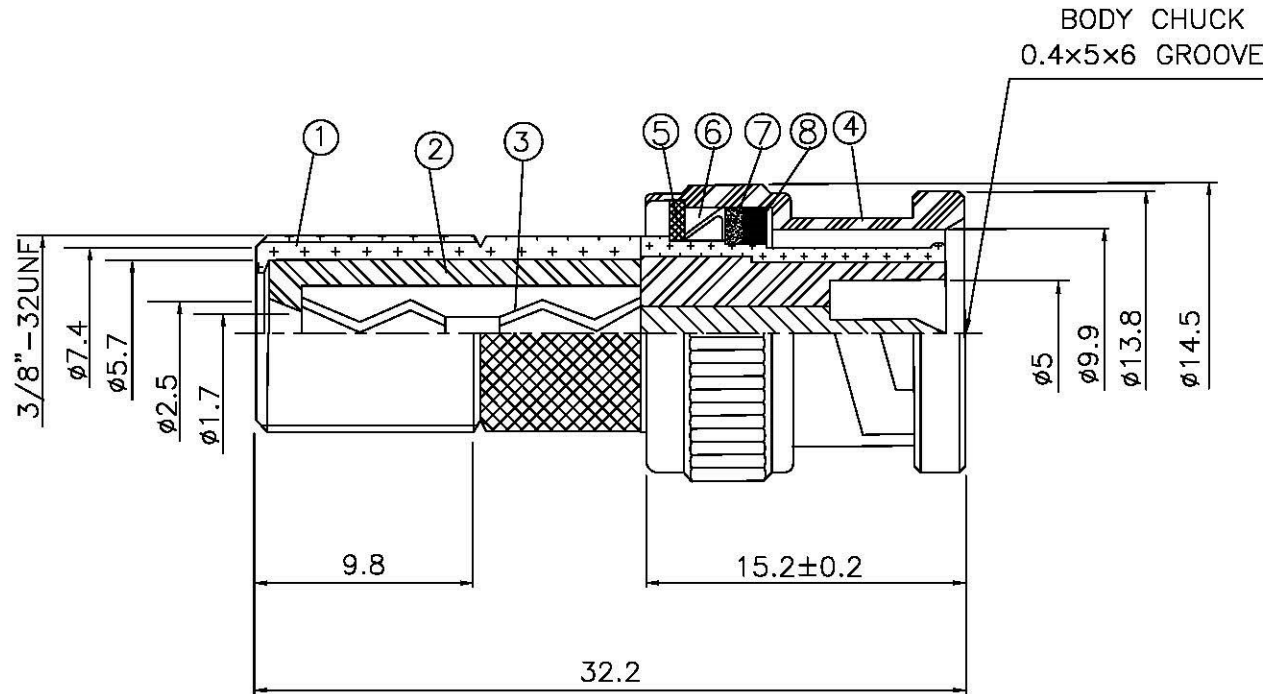



| NO | DESCRIPTION | MATERIAL | Q'TY | FINISH |
|----|-------------|----------|------|--------|
| 1 | BODY | BRASS | 1 | NICKEL |
| 2 | INSULATION | DELRIN | 1 | DELRIN |
| 3 | PIN | BRASS | 1 | NICKEL |
| 4 | SHELL | BRASS | 1 | NICKEL |
| 5 | WASHER | BRASS | 1 | NICKEL |
| 6 | SPRING | BRASS | 1 | NICKEL |
| 7 | WASHER | BRASS | 1 | NICKEL |
| 8 | GASKET | RUBBER | 1 | RUBBER |



All Connectors

www.allconnectors.de
Tel.: +49 391 200 40 00
info@allconnectors.de

info@allconnectors.de
Tel.: +49 391 200 40 00
www.allconnectors.de

TITLE
BNC MALE - F FEMALE

PART NO.
BNC-27-DNN

DRAWING NO. **BNC 27 DNN**

DRAWN MARY DATE 96.06.18

CHECKED 蘇志欣 DATE

Q.A. 蘇姿潔 DATE

APPROVAL 徐燦霖 DATE

REVISION DATE

DIMENSIONS ARE IN MILLIMETERS

UNLESS OTHERWISE SPECIFIED TOLERANCE

0.5-5 = ± 0.2 120-315 = ± 1

5-30 = ± 0.4 315-1000 = ± 1.6

30-120 = ± 0.6 1000-2000 = ± 2.4

SCALE 4:1 SIZE A

REVISION

DESCRIPTION ENGINEER