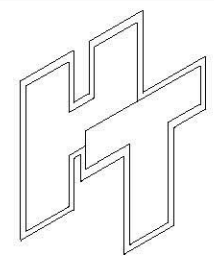
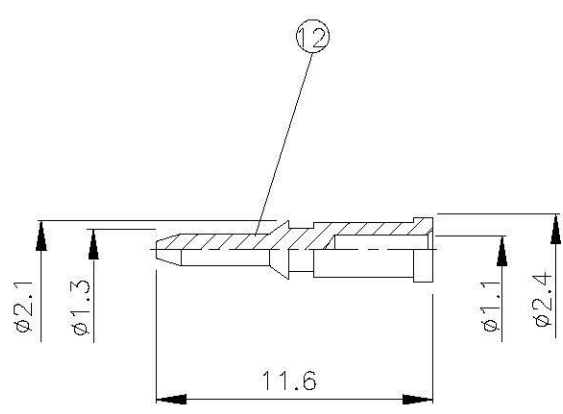
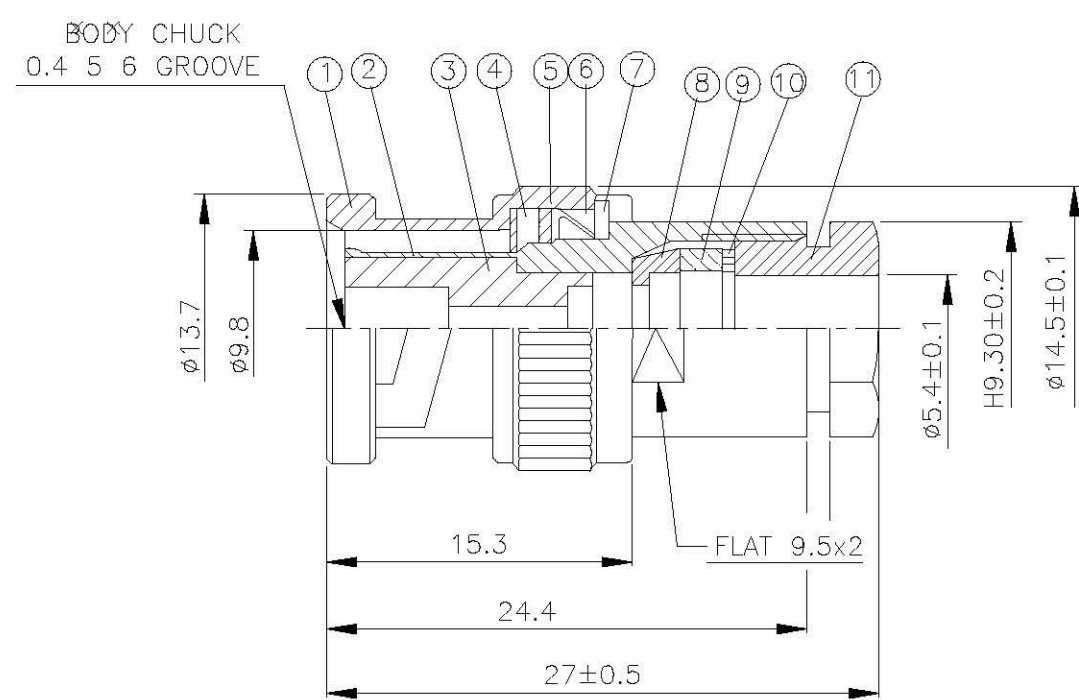
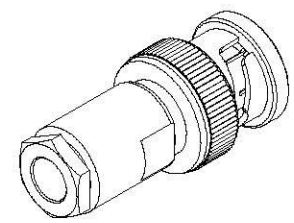


NO	DESCRIPTION	MATERIAL	Q'TY	FINISH	REMARK
1	BODY 1	BRASS	1	NICKEL	B-BNC0184-N
2	BODY 2	BRASS	1	NICKEL	B-BNC0229-N
3	INSULATION	TEFLON	1	TEFLON	I-0077T
4	GASKET	SI RUBBER	1	RUBBER	RU-0010
5	WASHER	BRASS	1	NICKEL	W-0026-N
6	SPRING	SK-5	1	NICKEL	W-0027-N
7	WASHER	BRASS	1	NICKEL	W-0025-N
8	SLEEVE	BRASS	1	NICKEL	B-BNC0289-N
9	GASKET	SI RUBBER	1	RUBBER	RU-0019
10	WASHER	BRASS	1	NICKEL	W-0037-N
11	NUT	BRASS	1	NICKEL	N-0022-N
12	PIN	BRASS	1	GOLD	P-BNC0171-G



**All Connectors**  
 www.allconnectors.com  
 Tel.: 0049 711 7008208  
 70794 Flörsdorf, Germany  
 info@allconnectors.com  
 Fax: 0049 711 7008204  
 Kattmannstr. 25

**TITLE BNC MALE CLAMP 500HM FOR RG58U,58A/U,142/U,400/U**  
**PART NO. BNC-01F-TGN**  
**DRAWING NO. BNC 01F TGN**

DRAWN	MARY	DATE	96.01.17
CHECKED	黃巧君	DATE	
Q.A.	蘇姿潔	DATE	
APPROVAL	徐燦霖	DATE	
REVISION		DATE	

DIMENSIONS ARE IN MILLIMETERS			
UNLESS OTHERWISE SPECIFIED TOLERANCE			
0.5-5=±0.2	120-315=±1		
5-30=±0.4	315-1000=±1.6		
30-120=±0.6	1000-2000=±2.4		
SCALE	4:1	SIZE	A

REVISION	
DESCRIPTION	ENGINEER