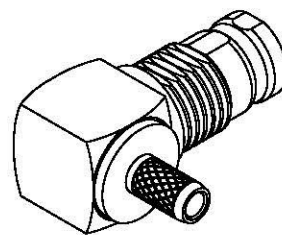
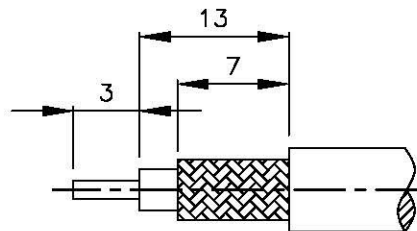
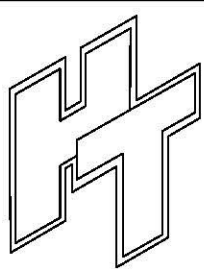
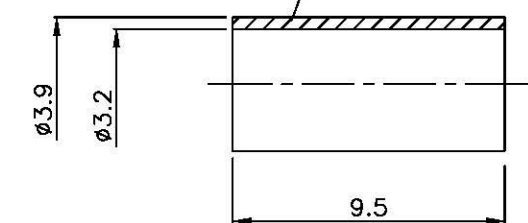
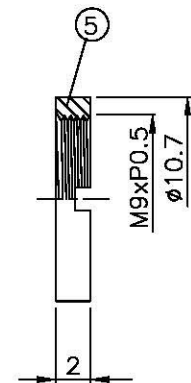
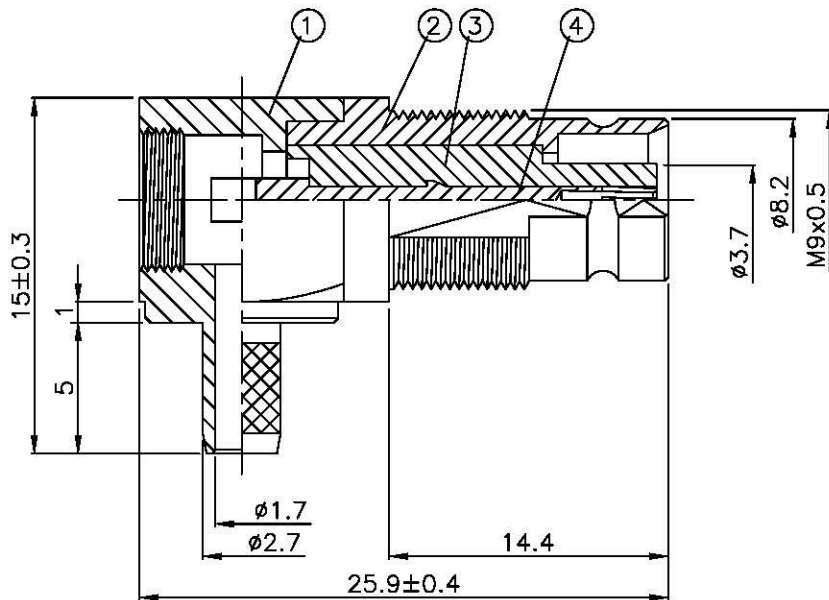
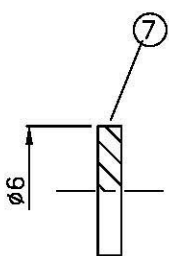
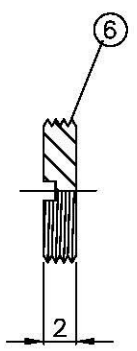


NO	DESCRIPTION	MATERIAL	Q'TY	FINISH
1	BODY 1	BRASS	1	NICKEL
2	BODY 2	BRASS	1	GOLD
3	INSULATION	TEFLON	1	TEFLON
4	PIN	PH.BRONZE	1	GOLD
5	NUT	BRASS	1	NICKEL
6	WASHER	BRASS	1	NICKEL
7	INSULATION	TEFLON	1	TEFLON
8	RING	BRASS	1	NICKEL



(Recommended Stripping Dimension)



All Connectors
 www.allconnectors.de
 TEL: 0049 711 7003503
 70726 Tübingen - Germany

1.6/5.6 FEMALE CRIMP FOR RG-179/U

PART NO. 1656-109N-TGN

DRAWING NO. 1656 109N TGN

DRAWN MARY
 CHECKED 蘇志欣
 Q.A. 蘇姿潔
 APPROVAL 徐燦霖
 REVISION

DATE 96.08.27
 DATE
 DATE
 DATE

DIMENSIONS ARE IN MILLIMETERS
 UNLESS OTHERWISE SPECIFIED TOLERANCE

0.5-5=±0.2	120-315=±1
5-30=±0.4	315-1000=±1.6
30-120=±0.6	1000-2000=±2.4

SCALE 4:1 SIZE A

REVISION	
DESCRIPTION	ENGINEER