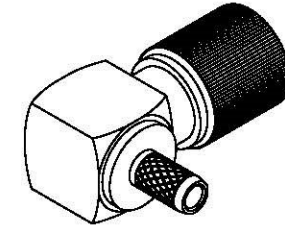
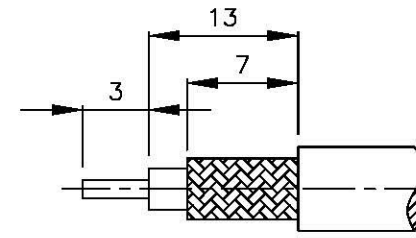
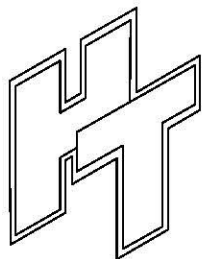
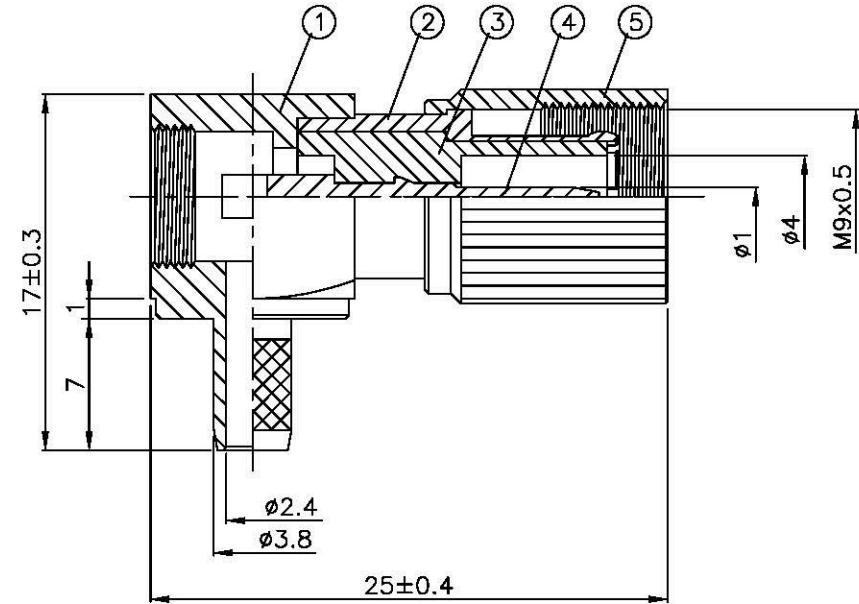
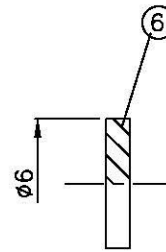

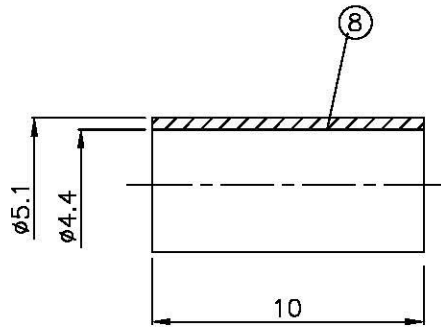


NO	DESCRIPTION	MATERIAL	Q'TY	FINISH	REMARK
1	BODY 1	BRASS	1	NICKEL	B-16560351-N
2	BODY 2	BRASS	1	GOLD	B-16560353-G
3	INSULATION	TEFLON	1	TEFLON	I-0176T
4	PIN	BRASS	1	GOLD	P-16560225-G
5	BODY 3	BRASS	1	NICKEL	B-16560354-N
6	INSULATION	TEFLON	1	TEFLON	I-0175T
7	WASHER	BRASS	1	NICKEL	W-0043-N
8	RING	BRASS	1	NICKEL	R-0039-N



(Recommended Stripping Dimension)



**Allconnectors**

www.allconnectors.de  
Tel.: 0049 (0)1 8025843  
70784 Ellersbach, Germany

Info@allconnectors.de  
Fax: 0049 (0)1 8025844  
Kellernstr. 23

TITLE **1.6/5.6 MALE CRIMP ANGLE  
FOR FLEX 3 (ST 212)**

PART NO. **1656-108V1C-TGN**

DRAWING NO. **1656 108V1C TGN**

DRAWN **MARY**

DATE **96.08.27**

CHECKED

**蘇志欣**

DATE

Q.A.

**蘇姿潔**

DATE

APPROVAL

**徐燦霖**

DATE

REVISION

DATE

DIMENSIONS ARE IN MILLIMETERS

UNLESS OTHERWISE SPECIFIED  
TOLERANCE

0.5-5=±0.2	120-315=±1
5-30=±0.4	315-1000=±1.6
30-120=±0.6	1000-2000=±2.4

SCALE **4:1** SIZE **A**

REVISION

DESCRIPTION	ENGINEER