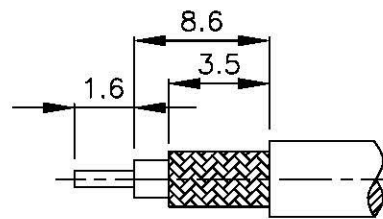
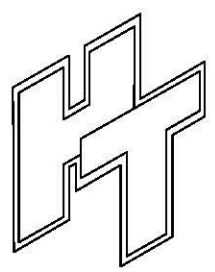
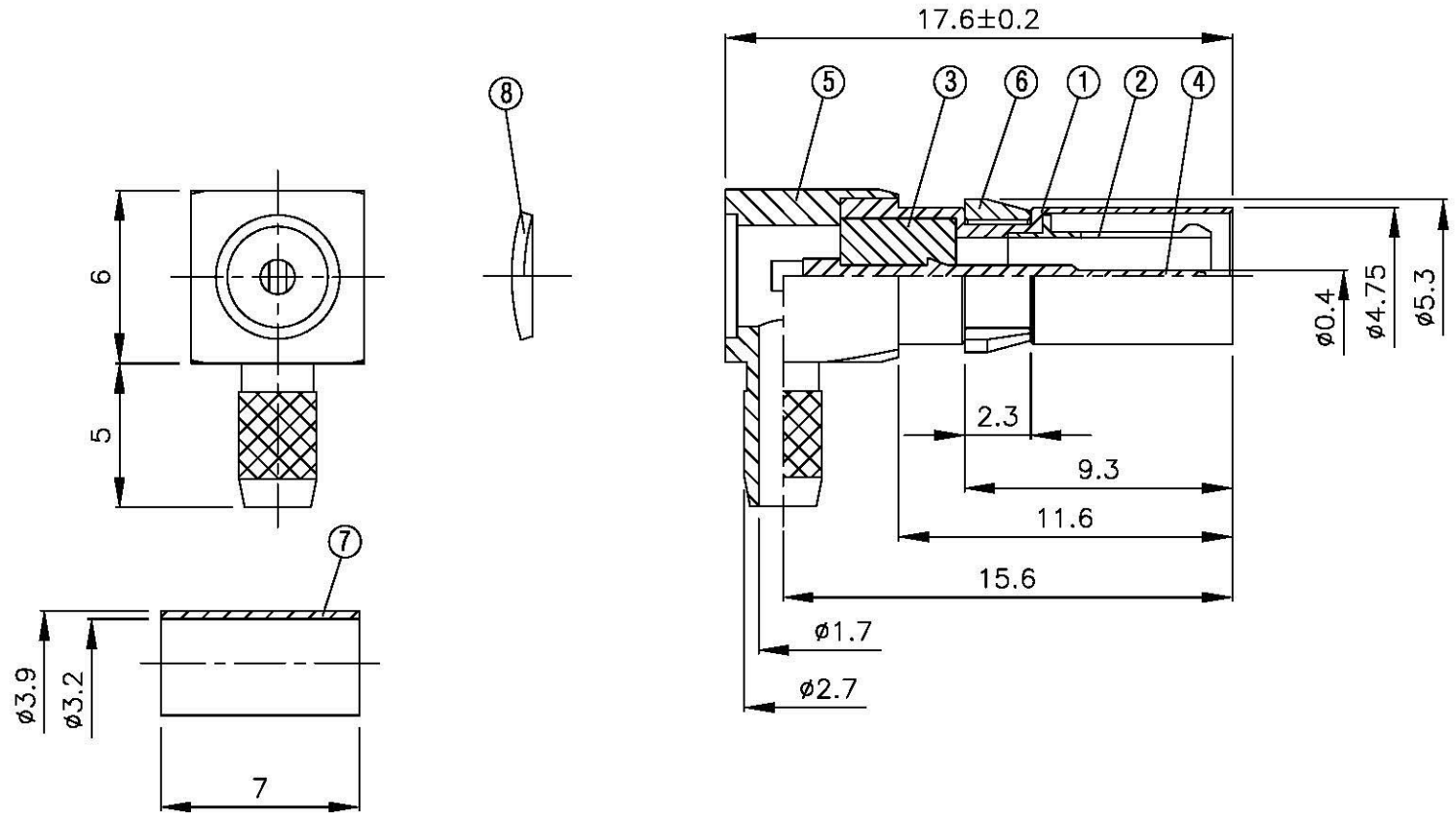



NO	DESCRIPTION	MATERIAL	Q'TY	FINISH	REMARK
1	BODY 1	BRASS	1	GOLD	B-10230710-G
2	BODY 2	BE CU	1	GOLD	B-10230708-G
3	INSULATION	TEFLON	1	TEFLON	I-0345T
4	PIN	BRASS	1	GOLD	P-10230492-G
5	BODY 3	BRASS	1	GOLD	B-10230711-G
6	WASHER	BE CU	1	NICKEL	W-0051-N
7	RING	BRASS	1	GOLD	R-0001-G
8	WASHER	BRASS	1	GOLD	W-0057-G



(Recommended Stripping Dimension)



**All Connectors**  
 www.allconnectors.de info@allconnectors.de  
 Tel: +0049 (0) 231 400940 Fax: +0049 (0) 231 400940  
 33293 Flörsbüll - Germany Mailtempo1.25

**TITLE** 1.0/2.3 MALE CRIMP ANGLE FOR RG-179/U (75 OHM)

**PART NO.** 1023-16N-TGG

**DRAWING NO.** 1023 16N TGG

<b>DRAWN</b>	MARY	<b>DATE</b>	96.07.16
<b>CHECKED</b>	蘇志欣	<b>DATE</b>	
<b>Q.A.</b>	蘇姿潔	<b>DATE</b>	
<b>APPROVAL</b>	徐燦霖	<b>DATE</b>	
<b>REVISION</b>		<b>DATE</b>	

<b>DIMENSIONS ARE IN MILLIMETERS</b>			
UNLESS OTHERWISE SPECIFIED TOLERANCE			
0.5-5=±0.2	120-315=±1		
5-30=±0.4	315-1000=±1.6		
30-120±0.6	1000-2000=±2.4		
<b>SCALE</b>	4:1	<b>SIZE</b>	A

<b>REVISION</b>	
<b>DESCRIPTION</b>	<b>ENGINEER</b>