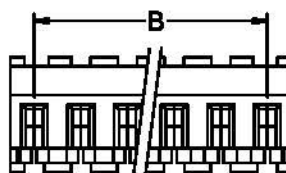
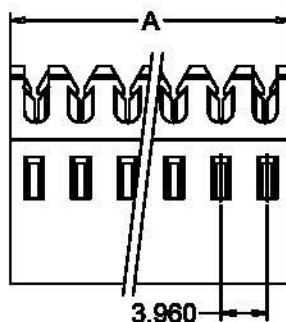
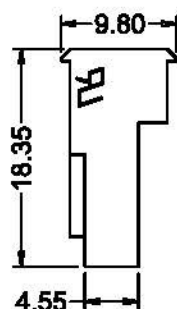
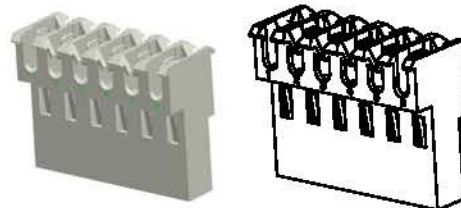


3.96mm(.156") Wire To Wire And Wire To Board Connector



SPECIFICATIONS:

- Current Rating:7AAC,DC
- Voltage Rating:600V AC,DC
- Operating Temperature:-25°C~+85°C
- Contact Resistance:3.0mΩ max.
- Insulation Resistance:5000MΩ Min.
- Withstanding Voltage:2200V AC/minute
- Material:Housing:Nylon66 UL94V-2
Terminal:Copper Alloy
- Finish:Tin-plated or gold plated over nickle.
- Wire Size:AWG#18~#24
- Housing Feature:Feed-through
- Terminal Retention to Housing:3.63kg minimum
- File No:E304945
- Patent No:200620059354.4



C	Color	Wire size
N	Natural	AWG#18
O	Orange	AWG#18
Y	Yellow	AWG#20
R	Red	AWG#22
W	White	AWG#24

Ordering Information And Dimensions

Part NO.		Dimensions		Part NO.		Dimensions		Part NO.		Dimensions	
TYP UL94V-2	Circuits	Dim:A	Dim:B	TYP UL94V-2	Circuits	Dim:A	Dim:B	TYP UL94V-2	Circuits	Dim:A	Dim:B
M7060-2-C-P	2	7.92	3.96	M7060-10-C-P	10	39.60	35.64	M7060-18-C-P	18	71.08	67.32
M7060-3-C-P	3	11.88	7.92	M7060-11-C-P	11	43.41	39.60	M7060-19-C-P	19	75.04	71.28
M7060-4-C-P	4	15.84	11.88	M7060-12-C-P	12	47.37	43.56	M7060-20-C-P	20	78.90	75.24
M7060-5-C-P	5	19.80	15.84	M7060-13-C-P	13	51.33	47.52	M7060-21-C-P	21	82.26	79.20
M7060-6-C-P	6	23.76	19.80	M7060-14-C-P	14	55.29	51.48	M7060-22-C-P	22	86.82	83.16
M7060-7-C-P	7	27.72	23.76	M7060-15-C-P	15	59.35	55.44	M7060-23-C-P	23	90.78	87.12
M7060-8-C-P	8	31.68	27.72	M7060-16-C-P	16	63.31	59.40	M7060-24-C-P	24	94.74	91.08
M7060-9-C-P	9	35.64	31.68	M7060-17-C-P	17	67.12	63.36				



www.allconnectors.de
Tel.: 0049 711 709503
70794 Filderstadt - Germany

info@allconnectors.de
Fax: 0049 711 709504
Kellenersstr. 25