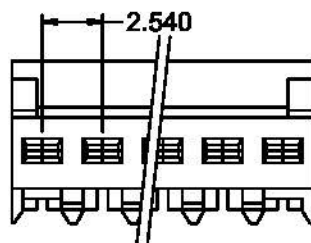
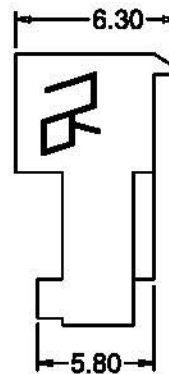
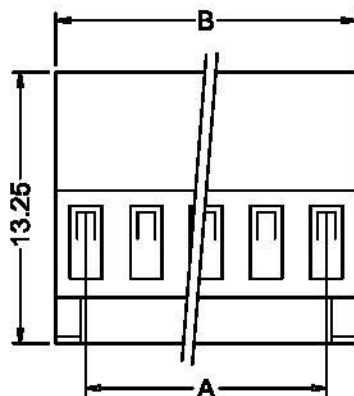
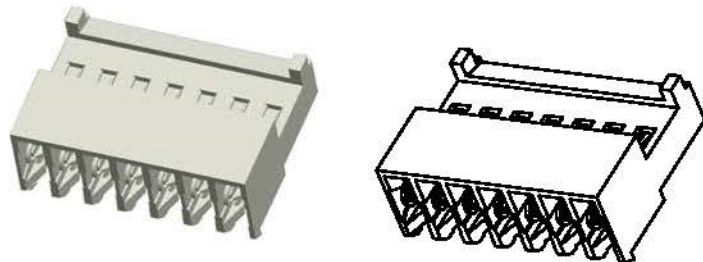


2.54mm(.100") Wire To Wire And Wire To Board Connector



SPECIFICATIONS:

- Current Rating: 3AAC, DC
- Voltage Rating: 250V AC, DC
- Operating temperature: V2: -25°C ~ +85°C
V0: -40°C ~ +105°C
- Contact Resistance: 10mΩ max.
- Insulation Resistance: 1000MΩ Min.
- Withstanding Voltage: 750V AC/minute
- Housing Feature: Closed End
- Material: Housing: Nylon66 UL94V-2/UL94V-0
Terminal: Brass. Tin-plated/Gold-plated
- File No: E304945
- Patent No: 200620059354.4



C	Color	Wire size
R	Red	#22
W	White	#24
N	Natural	#24
B	Black	#24
b	blue	#26
G	Green	#26

Ordering Information And Dimensions

Part NO.		Dimensions		Part NO.		Dimensions		Part NO.		Dimensions	
TYP UL94V-2	Circuits	Dim:A	Dim:B	TYP UL94V-2	Circuits	Dim:A	Dim:B	TYP UL94V-2	Circuits	Dim:A	Dim:B
M2050-2-C-R(90°)	2	2.54	5.08	M2050-9-C-R(90°)	9	20.32	22.86	M2050-16-C-R(90°)	16	38.10	40.64
M2050-3-C-R(90°)	3	5.08	7.62	M2050-10-C-R(90°)	10	22.86	25.40	M2050-17-C-R(90°)	17	40.64	43.18
M2050-4-C-R(90°)	4	7.62	10.16	M2050-11-C-R(90°)	11	25.40	27.94	M2050-18-C-R(90°)	18	43.18	45.72
M2050-5-C-R(90°)	5	10.16	12.70	M2050-12-C-R(90°)	12	27.94	30.48	M2050-20-C-R(90°)	20	48.26	53.34
M2050-6-C-R(90°)	6	12.70	15.24	M2050-13-C-R(90°)	13	30.48	33.02	M2050-22-C-R(90°)	22	53.34	55.88
M2050-7-C-R(90°)	7	15.24	17.78	M2050-14-C-R(90°)	14	33.02	35.56	M2050-24-C-R(90°)	24	58.42	60.96
M2050-8-C-R(90°)	8	17.78	20.32	M2050-15-C-R(90°)	15	35.56	38.10				



www.allconnectors.de
Tel.: 0049 /11 /009503
/0/94 1 Hilderstedt - Germany

Info@allconnectors.de
Fax: 0049 /11 /009504
Kettnerstr. 25