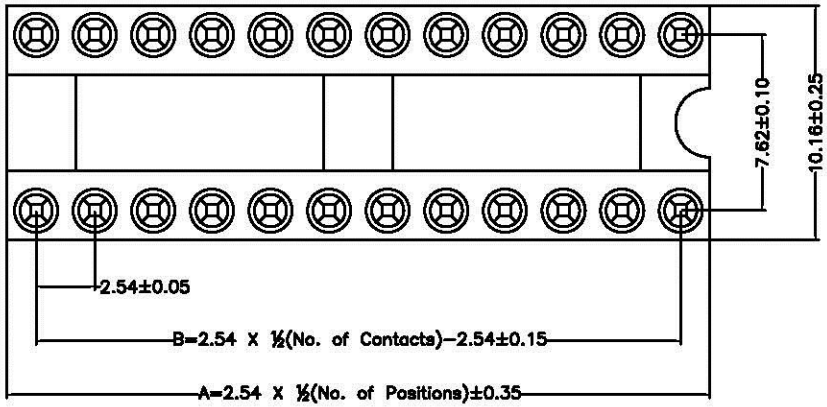

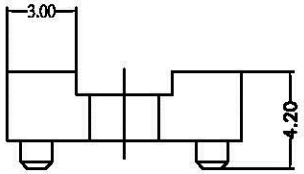

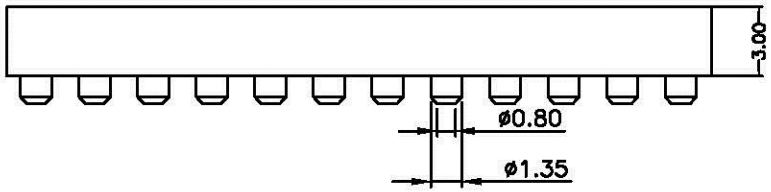

No. of Positions	DIM"A"	DIM"B"
6	7.62	5.08
8	10.16	7.62
14	17.78	15.24
16	20.32	17.78
18	22.86	20.32
20	25.40	22.86
24	30.48	27.94
28	35.56	33.02

MATERIAL & FINISH

* Contact: Beryllium Copper (BeCu)
* Sleeve: Brass
  Plating: G=Gold Plated
  T=Tin Plated
* Insulator: IC Socket=PPS
* Insertion Standard Force: Average 300 GR
* Extraction Standard Test: Average 60 GR
* Resist to Soldering Heat: Max. 120~130°C, 5 Sec.
* Current Rating: 1A
* Operating Humidity Range: Annual mean 75%
* Contact Resistance : 10 Milliohm
* Insulator Resistance : 5000 Mege Ohm at 500 VDC
* Dielectric Strength : 1000 VRMS Min
* Rated Voltage : 100 VRMS / 150VDC
* Temperature: − 55°C TO + 240°C

SICP-V03-xx-LF
LEADFREE

RoHS Compliant

P.C.B. Layout

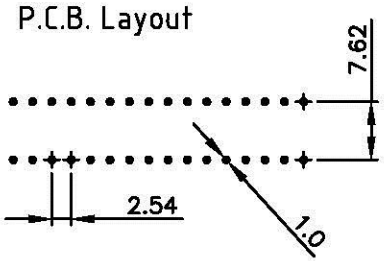

All Connectors
www.allconnectors.de
Tel.: 0049 711 7009503
70794 Filderstadt - Germany
info@allconnectors.de
Fax: 0049 711 7009504
Kettermerstr. 25

PART NO. SICP-V03-xx			
DWG NO. SICP-V03-xx	CHECKED BY CY	TOLERANCES ARE .X ± 0.2 .XX ± .XXX ± AWG	DESCRIP TION:
FILE NO.	DRAWING BY		
UNIT / mm / SCALE 1 : 1	PROJECTION		AREA / REVISIONS / HK / DATE