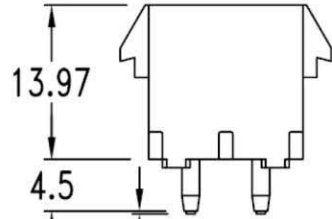
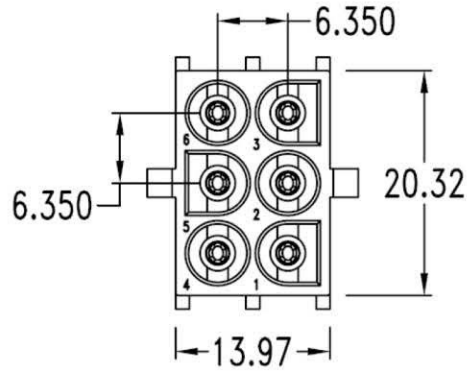
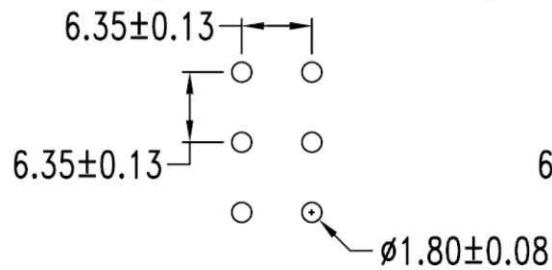


UL-PDX-3X02

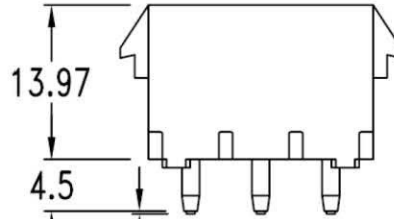
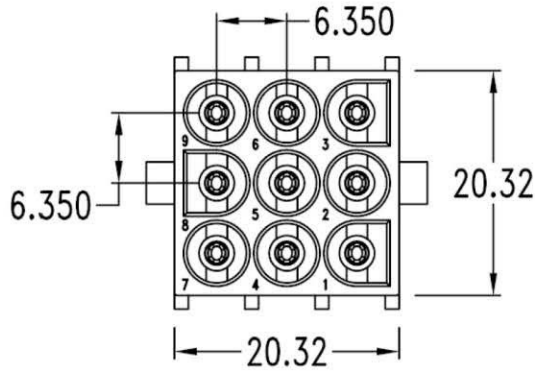


0.25 (Cut off Tab)

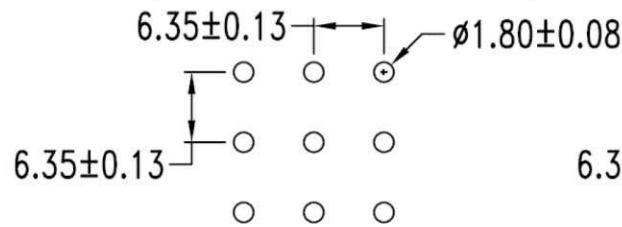


P. C. board layout

UL-PDX-3X03

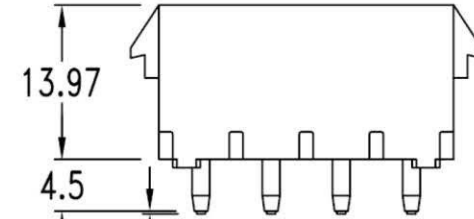
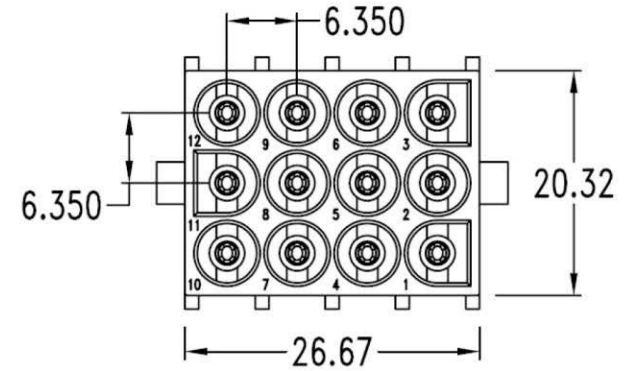


0.25 (Cut off Tab)

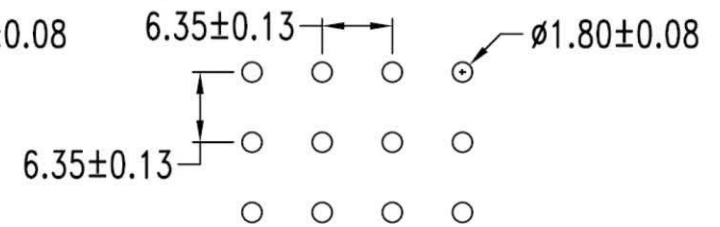


P. C. board layout

UL-PDX-3X04



0.25 (Cut off Tab)



P. C. board layout

Allconnectors

www.allconnectors.de info@allconnectors.de
Tel.: 0049 711 7009503 Fax: 0049 711 7009504
70754 Filderstadt - Germany Kettnerstr. 25

PART NO. UL-PDX-3Xxx		CHECKED BY CY		TOLERANCES ARE .X ± 0.2 .XX ± .XXX ± AWG	DESCRIPTION:			
DWG NO. UL-PDX-3Xxx		DRAWING BY			AREA	REVISIONS	HK	DATE
UNIT / mm	SCALE 1:1	PROJECTION						