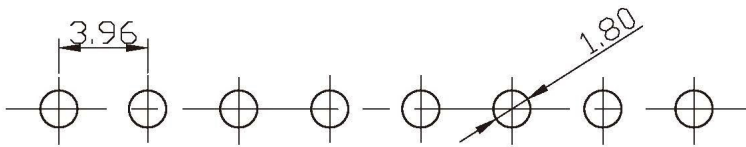
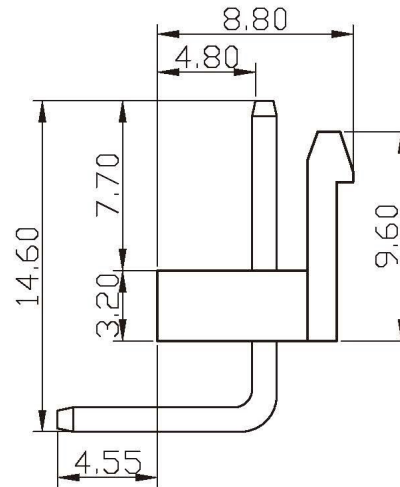
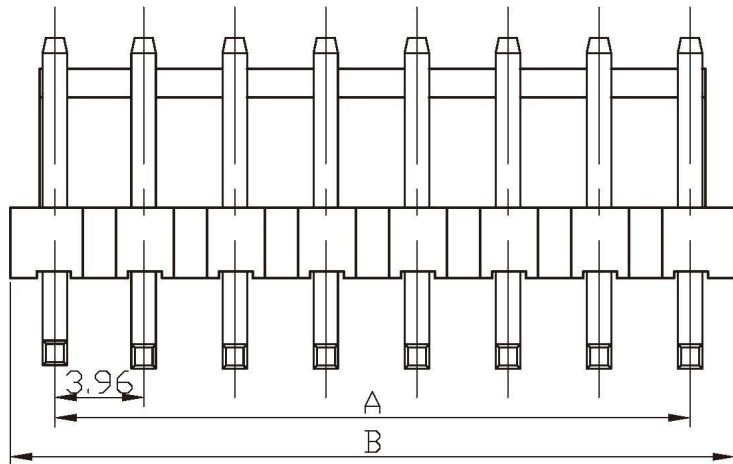


1.14mm Square Pin



PCB LAYOUT COMPONENT SIDE

Specifications

Current Rating: 7A AC, DC
 Voltage Rating: 250V AC Maximum
 Operating Temp: -25°C ~ +85°C
 Contact Resistance: 20MΩ Max
 Insulation Resistance: 1000MΩ Min
 Dielectric Withstanding Voltage: 1500V AC,DC Min
 Terminal Material: Brass/Tin-plated
 Material: Nylon 66, UL94V-0

Poles	Dimension mm		Part No.
	A	B	
2	3.96	7.92	VH-R-02
3	7.92	11.92	VH-R-03
4	11.88	15.84	VH-R-04
5	15.84	19.84	VH-R-05
6	19.80	23.80	VH-R-06
7	23.76	27.88	VH-R-07
8	27.72	31.74	VH-R-08
9	31.68	35.86	VH-R-09
10	35.64	39.90	VH-R-10
11	39.60	43.84	VH-R-11
12	43.56	47.92	VH-R-12
13	47.52	51.72	VH-R-13
14	51.48	55.92	VH-R-14

All Connectors

RoHS Compliant

DRAWING BY CY

CHECKED BY GENIUS

UNIT/mm SCALE 1:1

DATE


SIZE A4

TOLERANCES ARE

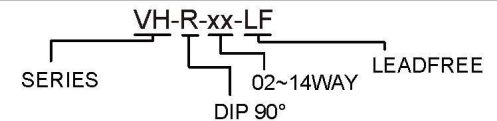
X ±
 X ±
 .XX ±
 .XXX ±
 ANG ±

PJECTION

www.allconnectors.de info@allconnectors.de
 Tel.: 0049 711 7009503 Fax: 0049 711 7009504
 70794 Filderstadt - Germany Kettenerstr. 25



ORDER INFORMATION



DESCRIPTION: