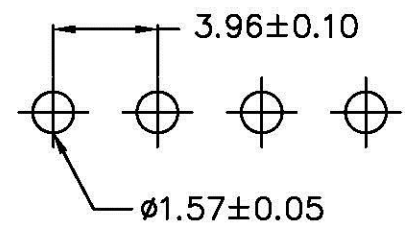
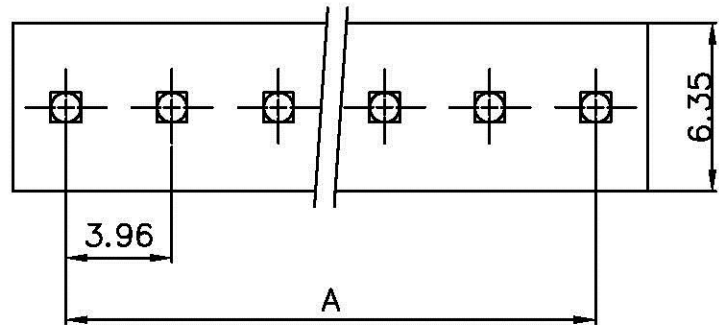
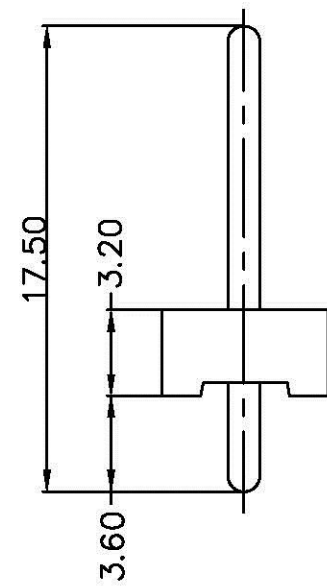
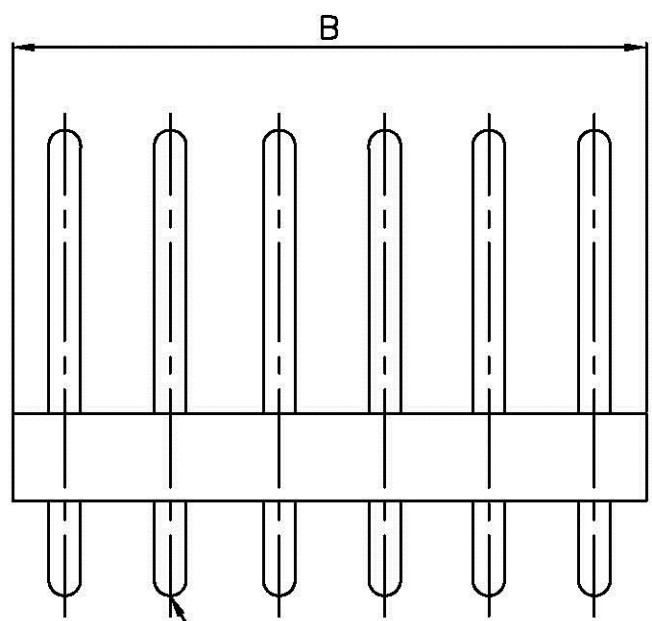


Material: Pin : Brass/Tin-plated
 Wafer: Nylon 66,UL94V-2

KXR-D-xx-LF
 LEADFREE
 RoHS Compliant



P.C.B LAYOUT



PART NO.	Dimensions	
	A	A
KXR-D-02	3.96	7.92
KXR-D-03	7.92	11.88
KXR-D-04	11.88	15.84
KXR-D-05	15.84	19.80
KXR-D-06	19.80	23.76
KXR-D-07	23.76	27.72
KXR-D-08	27.72	31.68
KXR-D-09	31.68	35.64
KXR-D-10	35.64	39.60
KXR-D-11	39.60	43.56
KXR-D-12	43.56	47.52
KXR-D-13	47.52	51.48
KXR-D-14	51.48	55.44
KXR-D-15	55.44	59.40
KXR-D-16	59.40	63.36
KXR-D-17	63.36	67.32
KXR-D-18	67.32	71.28
KXR-D-19	71.28	75.24
KXR-D-20	75.24	79.20

Allconnectors
 www.allconnectors.de
 Tel.: 0049 7141 7095500
 70794 Filderstadt - Germany
 info@allconnectors.de
 Fax: 0049 714 7095504
 kettenstr. 25

PART NO. KXR-D-xx		CHECKED BY CY		TOLERANCES ARE .X±0.2 .XX± XXX± AWG	DESCRIPTION:	AREA	REVISIONS	HK	DATE
DWG NO. KXR-D-xx		DRAWING BY							
FILE NO.		PROJECTION							
UNIT / mm	SCALE 1:1								