

■ SPECIFICATIONS

- Current Rating : 3A AC/DC
- Withstanding Voltage : 1,000V AC/minute
- Insulation Resistance : 1,000MΩ min
- Temperature Range : -25°C to +85°C
- Contact Resistance : 20mΩ max

■ HOUSING

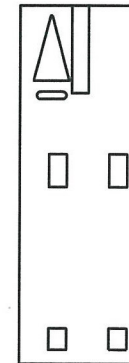
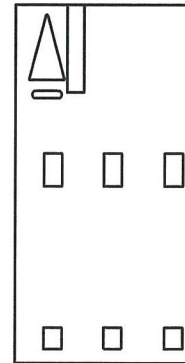
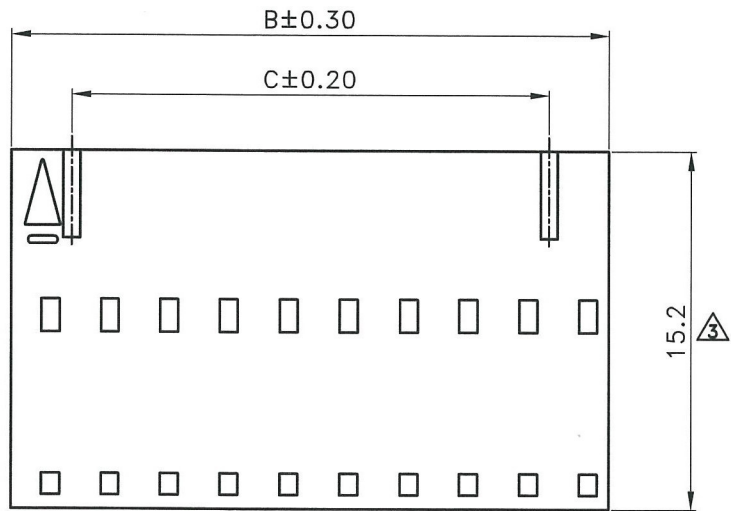
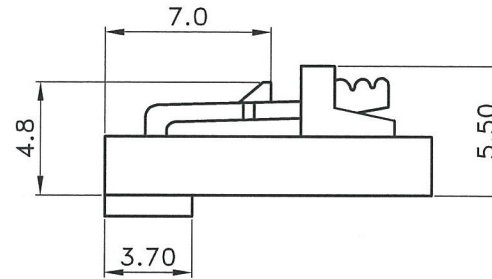
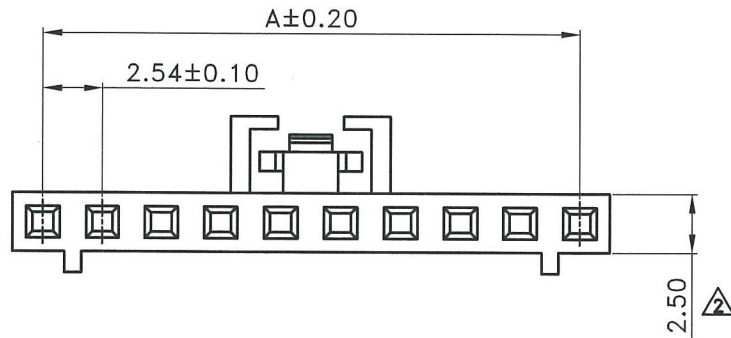
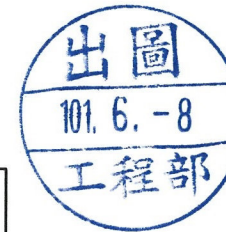
- Part No. : JS-1142-XXXX ^④
① ②

- ① Poles : 02~18
- ② Base Color :
Blank: Black
W: White
GY: Gray

- Material : PBT UL94V-0
- Q' ty : 1,000 pcs./Bag



Poles	Dimensions(mm)		
	A	B	C
2	2.54	5.20	-----
3	5.08	7.80	-----
4	7.62	10.30	5.08
5	10.16	12.90	7.62
6	12.70	15.40	10.16
7	15.24	18.00	12.70
8	17.78	20.50	15.24
9	20.32	23.10	17.78
10	22.86	25.60	20.32
11	25.40	28.10	22.86
12	27.94	30.70	25.40
13	30.48	33.20	27.94
14	33.02	35.80	30.48
15	35.56	38.30	33.02
16	38.10	40.90	35.56
17	40.64	43.40	38.10
18	43.18	46.00	40.64
19	45.72	48.50	43.18
20	48.26	51.10	45.72
21	50.80	53.60	48.26
22	53.34	56.20	50.80
23	55.88	58.70	53.34
24	58.42	61.20	55.88
25	60.96	63.80	58.42



4~18P

3P

2P

All connectors

www.allconnectors.de info@allconnectors.de
Tel.: 0049 711 7009503 Fax: 0049 711 7009504
70794 Filderstadt - Germany Kettnerstr. 25

APPROVED BY	SCALE	UNIT	TOLERANCE	LTR	REVISION RECORD	NAME	DATE	LTR	REVISION RECORD	NAME	DATE
張育瑞		mm	.0 ±0.30	▲	增加2P、3P示意圖	黃科源	2007/05/25	▲			
CHECKED BY	PROJ	VER NO.	.00 ±0.20	▲	圖面尺寸修改	黃科源	2007/06/12	▲			
黃科源	⊕	a5	.000 ±0.10	▲	圖面尺寸修改	黃科源	2008/09/10	▲			
DRAWN BY	DATE	SIZE	ANGLE	▲	合併產品與料號	王誠賢	2011/07/13		CUSTOMER		
王誠賢	2012/06/01	A4	0° ±1°	▲	修改B點尺寸與新增至25P	王誠賢	2012/06/01				
			0° ±	▲							
			SHEET	1/1	▲				Conforms to The RoHS Instruction		

PART NO JS-1142-XXXX

2.54mm WIRE TO BOARD CONNECTOR, WITH LATCH & RIB