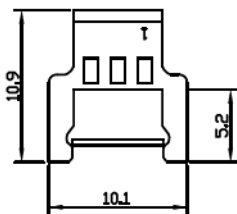
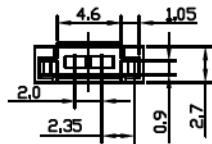
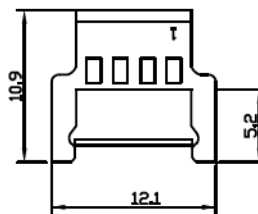
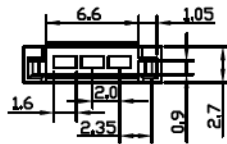


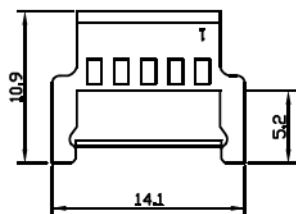
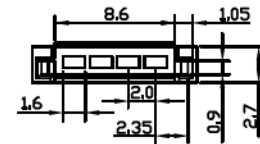
PR-P-02



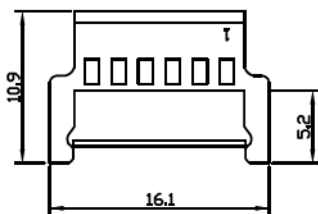
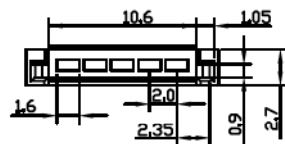
PR-P-03



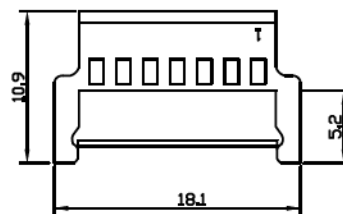
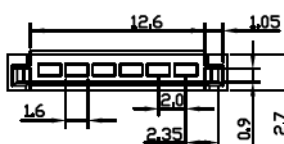
PR-P-04



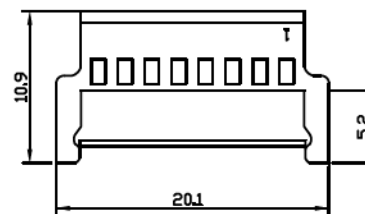
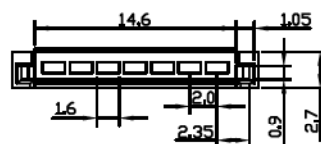
PR-P-05



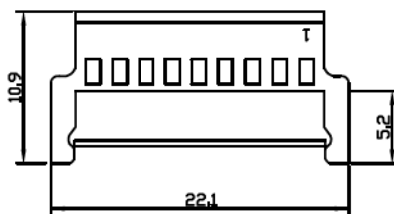
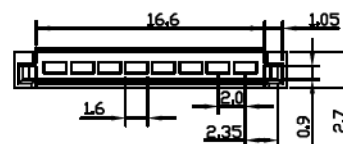
PR-P-06



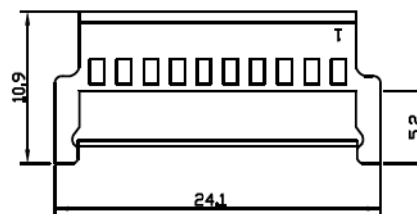
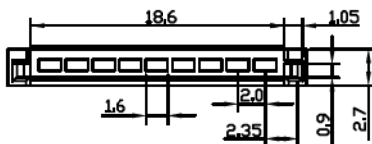
PR-P-07



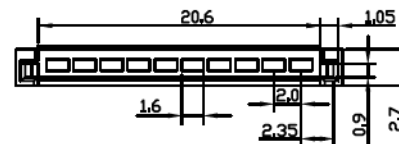
PR-P-08



PR-P-09




PR-P-10



SPECIFICATIONS

Circuit: 2~10
 Voltage rating: 125V AC, DC
 Withstanding voltage: 500V AC/minute
 Insulation resistance: 1000M Ω /min
 Temperature range: -25°C ~ +85°C
 Material: UL94V-0 nylon 66

PR-P-xx-LF
 LEADFREE

PART NO. PR-P-xx		CHECKED BY CY		TOLERANCES ARE .X \pm 0.2 .XX \pm .XXX \pm AWG		DESCRIPTION:				
DWG NO. PR-P-xx		DRAWING BY								
FILE NO.		PROJECTION 		AREA	REVISIONS	HK	DATE			
UNIT / mm	SCALE 1:1									