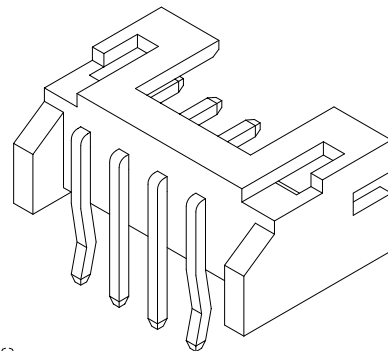
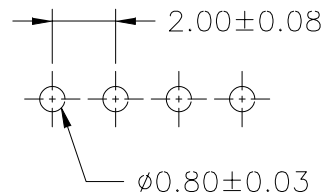
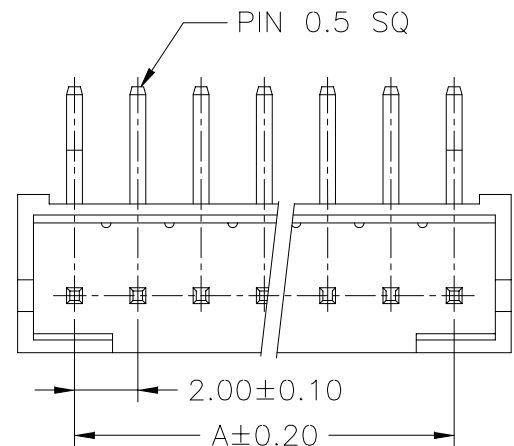


1 2 3 4 5 6 7 8 9 0

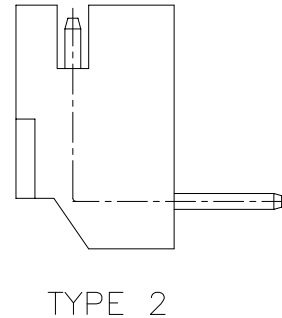
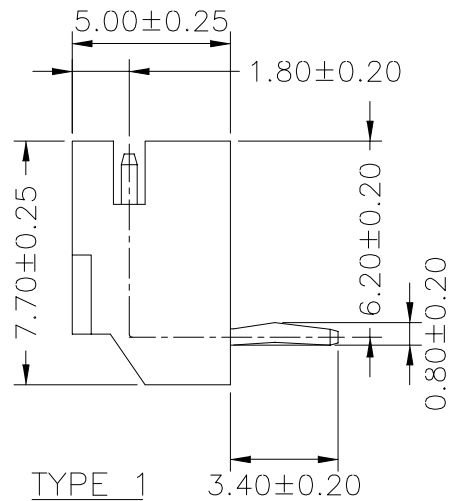
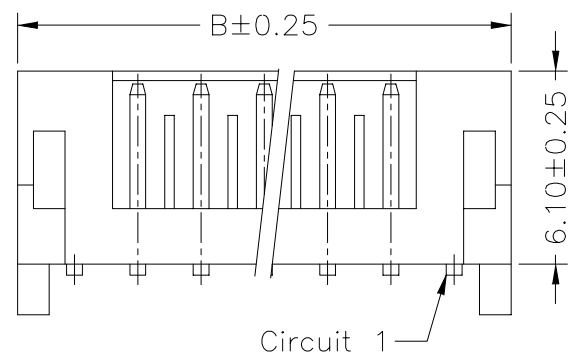
J
I
H
G
F
E
D
C
B
A



SPECIFICATIONS
 Current Rating: 1A AC,DC
 Voltage Rating: 100V AC,DC
 Temperature Range: -25°C ~ +85°C
 Contact Resistance: 20mΩ Max
 Insulation Resistance: 1000MΩ Min
 Withstanding Voltage: 800V AC/minute
 Pin Material: Brass/Tin-plated
 Material: Nylon 66,UL94V-0



P.C.B LAYOUT



TYPE 2

Ordering Information & Dimensions

PART NO.	Dimensions	
	A	B
ILS-R-02	2.00	6.00
ILS-R-03	4.00	8.00
ILS-R-04	6.00	10.00
ILS-R-05	8.00	12.00
ILS-R-06	10.00	14.00
ILS-R-07	12.00	16.00
ILS-R-08	14.00	18.00
ILS-R-09	16.00	20.00
ILS-R-10	18.00	22.00
ILS-R-11	20.00	24.00
ILS-R-12	22.00	26.00
ILS-R-13	24.00	28.00
ILS-R-14	26.00	30.00
ILS-R-15	28.00	32.00

PART NO. ILS-R-xx		CHECKED BY CY		TOLERANCES ARE .X ± 0.2 .XX ± .XXX ± AWG	DESCRIPTION: 2.00mm PITCH 90° WAFER	AREA	REVISIONS	HK	DATE
DWG NO. ILS-R-xx		DRAWING BY							
FILE NO.		PROJECTION							
UNIT / mm	SCALE 1:1								