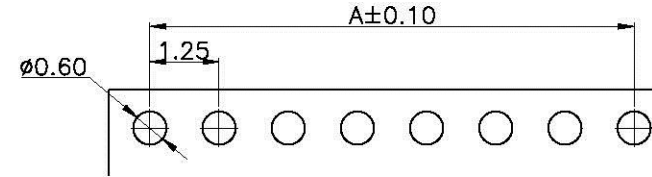
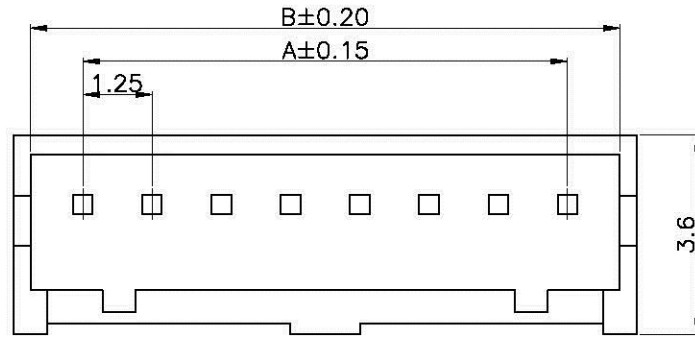


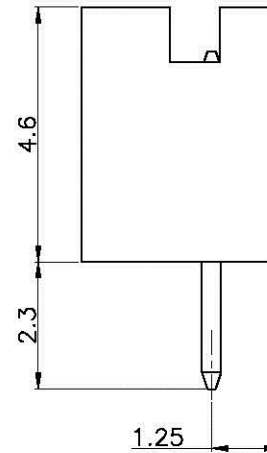
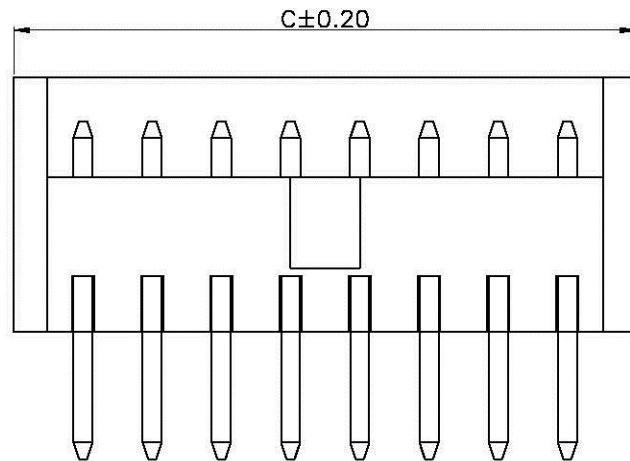
This document is the property of Targ Yu Enterprise and is delivered on the express condition that it is not to be disclosed, reproduced or used, in whole or in part, for manufacture or sale by anyone other than Targ Yu Enterprise without its prior consent, and that no right is granted to disclose or to use any information in this document.

Engineer Drawing

REV	ECN NO.	DESCRIPTION	DATE	APP'D
C/0		RELEASE TO PRODUCTION	03/26/13	Paul
C/1		UPDATE DRAWING	08/02/13	Paul



TOLERANCE: ± 0.05
 RECOMMENDED P.C.B. Layout
 TOP VIEW



PIN	DIM.(mm)		
	A	B	C
02		3.15	3.75
03	2.50	4.40	5.00
04	3.75	5.65	6.25
05	5.00	6.90	7.50
06	6.25	8.15	8.75
07	7.50	9.40	10.00
08	8.75	10.65	11.25
09	10.00	11.90	12.50
10	11.25	13.15	13.75
11	12.50	14.40	15.00
12	13.75	15.65	16.25
13	15.00	16.90	17.50
14	16.25	18.15	18.75
15	17.50	19.40	20.00
20	23.75	25.65	26.25
25	30.00	31.90	32.50
30	36.25	38.15	38.75

NOTES:

- MATERIAL
 INSULATION(HALOGEN FREE): NYLON 66, UL94V-0 (GREY)
 CONTACT: COPPER ALLOY, 0.35mm SQUARE PIN
- CONTACT FINISH: BRIGHT-TIN PLATED OVER NICKEL.
- MATES WITH: TU1257 SERIES SINGLE ROW HOUSING
- ORDERING CODE: TU1257WNV-1xNP

PIN NO.

TOLERANCE	APPROVALS		DATE		
	X.X	± 0.25	DRAWN		
			X.XX	± 0.15	CHK'D
	ANGULA	3°	APP'D	DRAWING NO. EN-TU1257WNV-1xNP	REV. C/1
UNLESS OTHERWISE SPECIFIED	UNITS mm	SCALE 1:1	SIZE: A4	SHEET 1 OF 1	