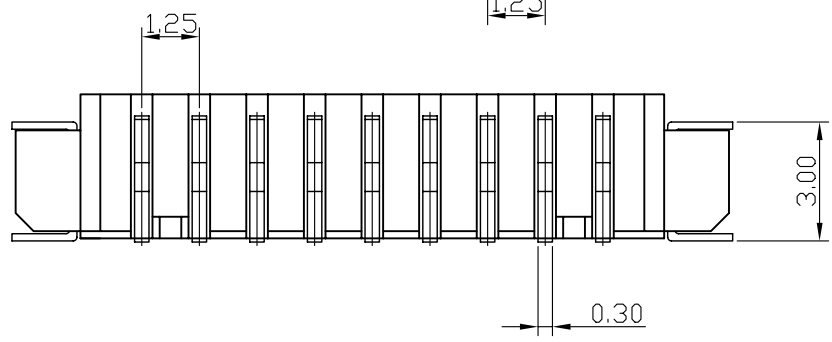
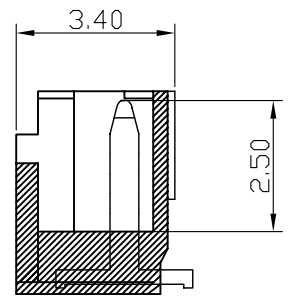
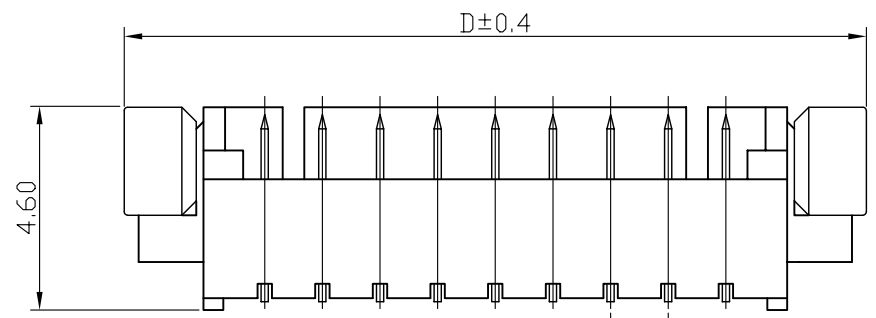


RECOMMENDED P.C. BOARD PATTERN DIM.



**MATERIAL:**

WAFER: HIGH TEMPERATURE PLASTIC  
 NYLON46 UL94V-0  
 PIN: HIGH STRENGTH BRASS  
 WITH TIN OVER NICKEL PLATED

CKT.	A	B	C	D
2	1.25	3.05	4.25	7.65
3	2.50	4.30	5.50	8.90
4	3.75	5.55	6.75	10.15
5	5.00	6.80	8.00	11.40
6	6.25	8.05	9.25	12.65
7	7.50	9.30	10.50	13.90
8	8.75	10.56	11.75	15.15
9	10.00	11.80	13.00	16.40
10	11.25	13.05	14.25	17.65
11	12.50	14.30	15.50	18.90
12	13.75	15.55	16.75	20.15
13	15.00	16.80	18.00	21.40
14	16.25	18.05	19.25	22.65
15	17.50	19.30	20.50	23.90

PART NO. FH-W-xx		APPROVED BY CY		TOLERANCES ARE .X ± 0.5 .XX ± 0.1 .XXX AWG	DESCRIP TION: WIRE TO BOARD 1.25mm WAFER SMT R/A
DWG NO. FH-W-xx		DRAWING BY			
FILE NO.		PROJECTION		AREA	REVISIONS
UNIT / mm	SCALE 1:1			HK	DATE