

1 2 3 4 5 6 7 8 9 0

J

I

H

G

F

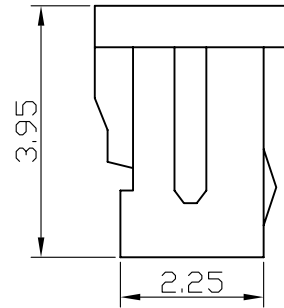
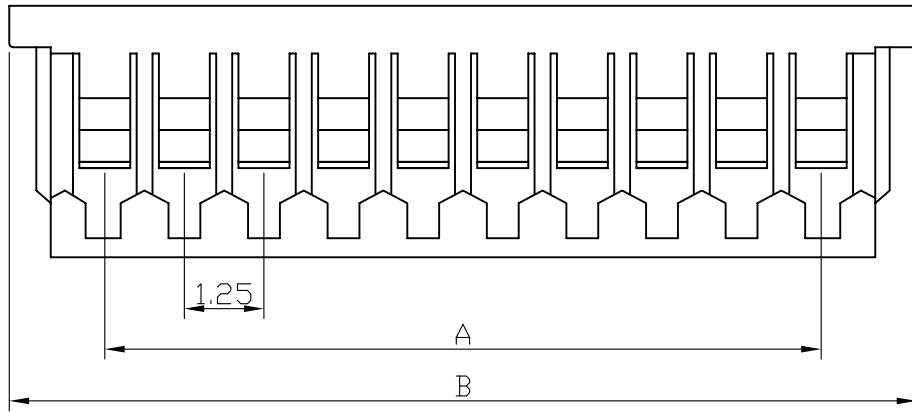
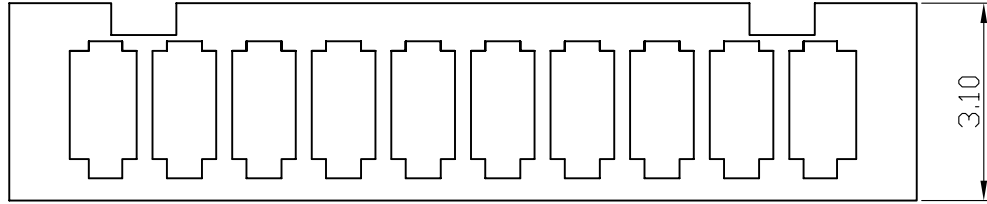
E

D

C

B

A



SPECIFICATIONS

Electrical

Current Rating: 1A AC, DC

Voltage Rating: 125V AC/ max.

Operating Temp.: -40°C ~ +85°C

Insulation Resistance: 100MΩ/ min.

Dielectric Withstanding Voltage: 250V AC/ min.

Contact Resistance: 20MΩ/ max.

Material

Material: Nylon66, UL94V-0

FH-H-xx-LF
LEADFREE

RoHS Compliant

Poles	Dimension mm	
	A	B
2	1.25	4.25
3	2.50	5.50
4	3.75	6.75
5	5.00	8.00
6	6.25	9.25
7	7.50	10.50
8	8.75	11.75
9	10.00	13.00
10	11.25	14.25
11	12.50	15.50
12	13.75	16.75
13	15.00	18.00
14	16.25	19.25
15	17.50	20.50

PART NO. FH-H-xx		APPROVED BY CY		TOLERANCES ARE .X .XX .XXX AWG	DESCRIPTION: 1.25mm Wire-to-Board Housing	AREA	REVISIONS	HK	DATE
DWG NO. FH-H-xx		DRAWING BY							
FILE NO.		PROJECTION							
UNIT / mm	SCALE 1:1								

All Connectors

www.allconnectors.eu | info@allconnectors.eu
Tel. +49 (0)711 / 358 110 20 | Fax +49 (0)711 / 358 110 25