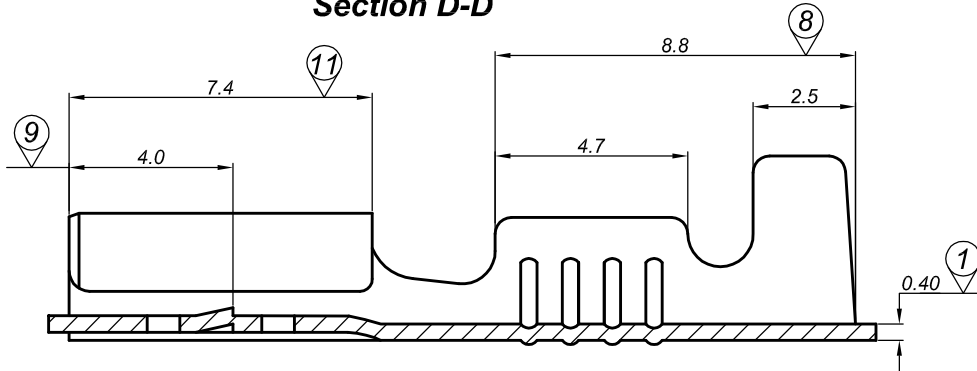
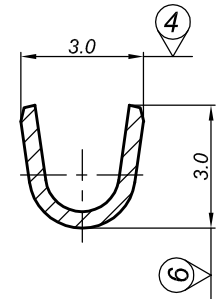


PLEASE DO NOT MEASURE THE DIMENSIONS FROM THE DRAWING.

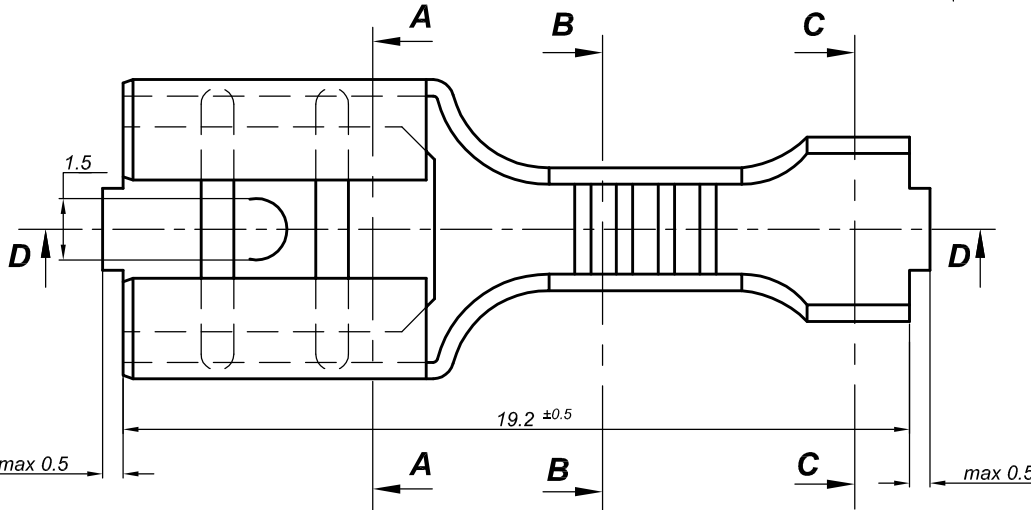
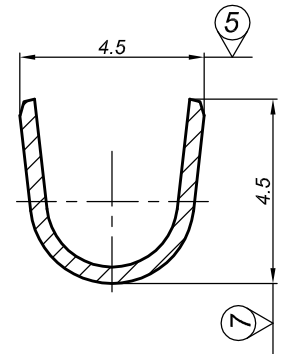
Section D-D



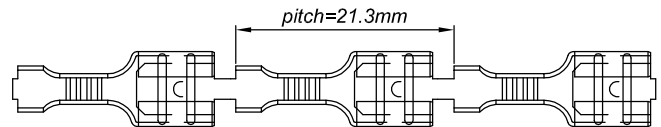
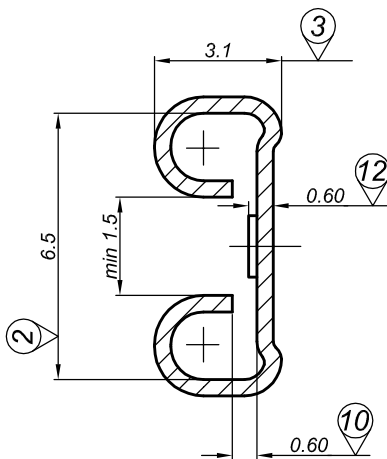
Section B-B



Section C-C



Section A-A



CABLE CROSS SECTION: 0.5-1 mm²
SOURCE STANDARD: DIN 46247 B3

NOTE: FOR CODES OF COATED PRODUCTS PLEASE LOOK IN THE CHARACTERISTICS NO:S05.017.

NO	MEASUREMENT DEVICE	MAX. VALUE	MIN. VALUE
1	MICROMETER	0.42	0.40
2	CALIPER	6.90	6.50
3	CALIPER	3.50	2.70
4	CALIPER	3.50	2.50
5	CALIPER	5.00	4.00
6	CALIPER	3.50	2.50
7	CALIPER	5.00	4.00
8	CALIPER	9.30	8.30
9	CALIPER	4.00	3.70
10	FEELER BLADE	0.65	0.55
11	CALIPER	7.90	7.40
12	CALIPER	0.62	0.58

DISTRIBUTION

DISTRIBUTION	PART CODE	MATERIAL	STANDARD	COATING THICKNESS		
				Sn	Ag	Ni
01 ()	0100104009	CuZn30	TS EN 1652	-	-	-
02 ()						
03 ()	0300104009	CuSn6	TS EN 1652	-	-	-
04 ()	0500104009	DC	TS EN 10139	-	-	-
08 ()						
09 ()	DRAWN BY	T.ALTUNTAŞ	SIGNATURE	DATE	01.01.2002	Part Code No
10 ()	CONFIRMATION	Ü.ALTUNTAŞ	SIGNATURE	DATE	01.01.2002	Drawing No

Part Code No	0100104009
Drawing No	5.10.0.1.04.009