

NOTES:

- 1 THIS CONNECTOR IS DESIGNED TO MEET THE APPLICABLE PERFORMANCE REQUIREMENTS OF IEC 61076-4-101 AND BELLCORE GR-1217-CORE
- 2 RoHS DIRECTIVE COMPLIANCE, MAX SOLDERING TEMPERATURE 225°C.

MATERIALS

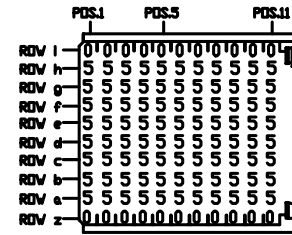
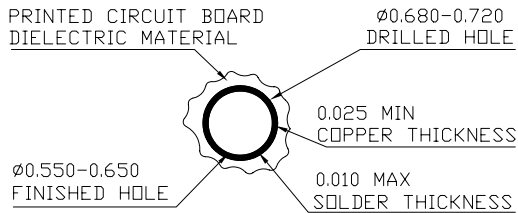
- ① Insulators — Thermoplastic Polyester, glass filled
Rated UL 94V-0, Color: Gray
- ② Pin contacts — Copper Alloy
Finish: Mating Zone=Gold
Compliant Zone=Matte Tin
Performance Class 2= 250 cycles

PERFORMANCE CHARACTERISTICS

- Insulation resistance — 10,000 megohms minimum
- Dielectric withstanding voltage (at sea level) — 750 Vrms
- Current rating — 1 amp @70°C, fully loaded
1.5 amp @20°C, fully loaded
- Operating temperature range — -55°C to +125°C
- Contact resistance — 20 milliohms maximum

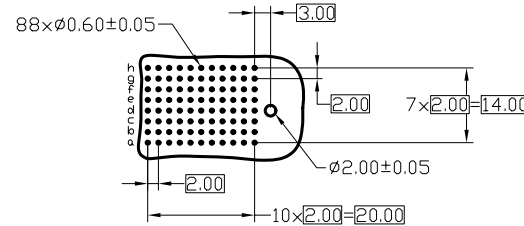
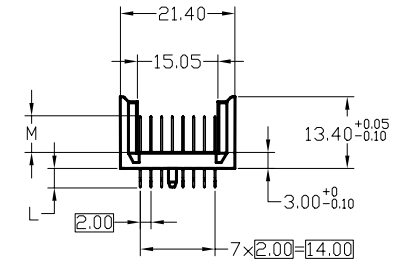
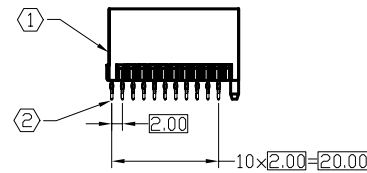
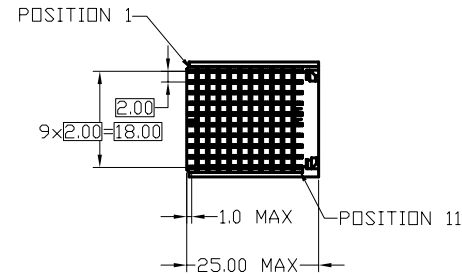
COMPLIANT CONTACT

- Max.Insertion Force (per contact) — 22.5 lbs./100 N
- Min. Retention force (per contact) — 4.5 lbs./20 N



SELECTIVE LOADING CHART		
PIN CODE	MATING LENGTH OF CONTACTS	CONTACT TAIL LENGTHS
	M	L
0	NA	NA
5	.268/6.80	.146/3.70

SELECTIVE LOADING PATTERN



RECOMMENDED PC BOARD REQUIREMENTS
(COMPONENT SIDE BOARD SHOWN)

DESIGN UNITS ■ mm □ INCH	NAME: 2MM HEADER F TYPE	Allconnectors	
GENERAL TOLERANCES: (UNLESS SPECIFIED)	PART NO: NX5F0AJ01A50PA	TITLE: CUSTOMER DWG.	C
4 PLACE ±.*** ±.***	APPD: 蘇侯安 4/28'05	DWG. NO: C-NX5F0AJ01A50PA	
3 PLACE ±0.08 ±.***	CHKD: 楊海文 4/28'05	SCALE: 1/1	SHEET: 1/1
2 PLACE ±0.15 ±.***	DRAWN: 畢杏子 4/26'05	REV.: A	
1 PLACE ±0.20 ±.***			
ANGULAR: X°±.*** X°±.***			

A	***	新版發行	4/28'05	Seawen	Alan
REV.	ECN. NO.	DESCRIPTION	DATE	DRAWN	APPD