

**NOTES:**

- 1 THIS CONNECTOR IS DESIGNED TO MEET THE APPLICABLE PERFORMANCE REQUIREMENTS OF IEC 61076-4-101 AND BELLCORE GR-1217-CORE
- 2 RoHS DIRECTIVE COMPLIANCE, MAX SOLDERING TEMPERATURE 225°C.

**MATERIALS**

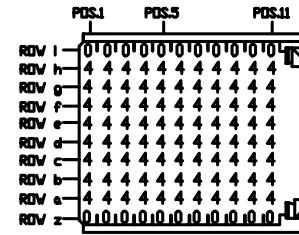
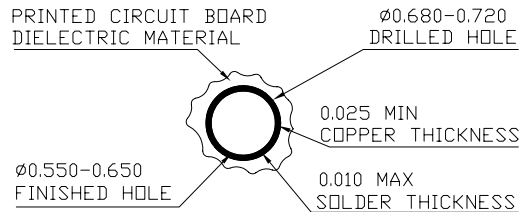
- ① Insulators — Thermoplastic Polyester, glass filled  
Rated UL 94V-0, Color: Gray
- ② Pin contacts — Copper Alloy  
Finish: Mating Zone=Gold  
Compliant Zone=Matte Tin  
Performance Class 2= 250 cycles

**PERFORMANCE CHARACTERISTICS**

- Insulation resistance — 10,000 megohms minimum
- Dielectric withstanding voltage (at sea level) — 750 Vrms
- Current rating — 1 amp @70°C, fully loaded  
1.5 amp @20°C, fully loaded
- Operating temperature range — -55°C to +125°C
- Contact resistance — 20 milliohms maximum

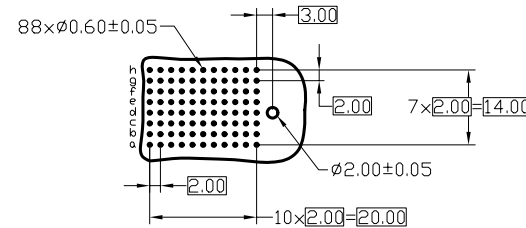
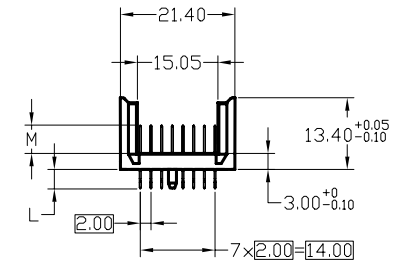
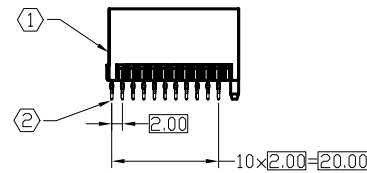
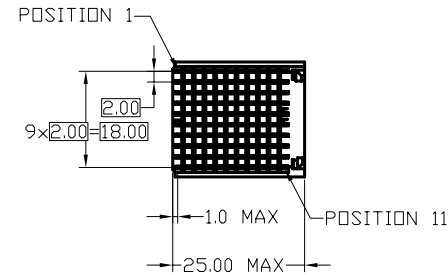
**COMPLIANT CONTACT**

- Max.Insertion Force (per contact) — 22.5 lbs./100 N
- Min. Retention force (per contact) — 4.5 lbs./20 N



SELECTIVE LOADING PATTERN

SELECTIVE LOADING CHART		
PIN CODE	MATING LENGTH OF CONTACTS	CONTACT TAIL LENGTHS
	M	L
0	NA	NA
4	.209/5.30	.146/3.70



RECOMMENDED PC BOARD REQUIREMENTS  
(COMPONENT SIDE BOARD SHOWN)

DESIGN UNITS ■ mm □ INCH		NAME: 2MM HEADER F TYPE	<b>Allconnectors</b>	
GENERAL TOLERANCES: (UNLESS SPECIFIED)		PART NO: NX5F0AJ01A10PA	TITLE: CUSTOMER DWG.	C
4 PLACE	±.***	APPD: 蘇侯安 4/28'05	DWG. NO: C-NX5F0AJ01A10PA	
3 PLACE	±0.08	CHKD: 楊海文 4/28'05		
2 PLACE	±0.15	DRAWN: 何潔賢 4/26'05	SCALE: 1/1	SHEET: 1/1
1 PLACE	±0.20		REV.: A	
ANGULAR:	X°±.***			

A	***	新版發行	4/28'05	Seawen	Alan
REV.	ECN. NO.	DESCRIPTION	DATE	DRAWN	APPD