

NOTES:

- 1 THIS CONNECTOR IS DESIGNED TO MEET THE APPLICABLE PERFORMANCE REQUIREMENTS OF IEC 61076-4-101 AND BELLCORE GR-1217-CORE
- 2 RoHS DIRECTIVE COMPLIANCE, MAX SOLDERING TEMPERATURE 225°C.

MATERIALS

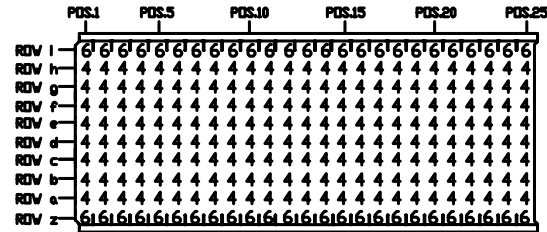
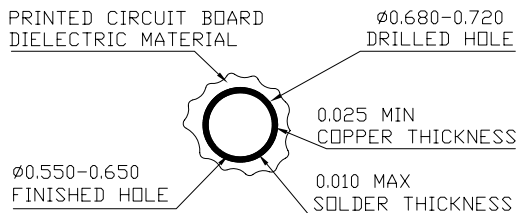
- ① Insulators ——— Thermoplastic Polyester, glass filled
Rated UL 94V-0, Color: Gray
- ② Pin contacts ——— Copper Alloy
Finish: Mating Zone=Gold
Compliant Zone=Matte Tin(Tin-lead)
Performance Class 2= 250 cycles

PERFORMANCE CHARACTERISTICS

- Insulation resistance ——— 10,000 megohms minimum
- Dielectric withstanding voltage (at sea level) ——— 750 Vrms
- Current rating ——— 1 amp @70°C, fully loaded
1.5 amp @20°C, fully loaded
- Operating temperature range ——— -55°C to +125°C
- Contact resistance ——— 20 milliohms maximum

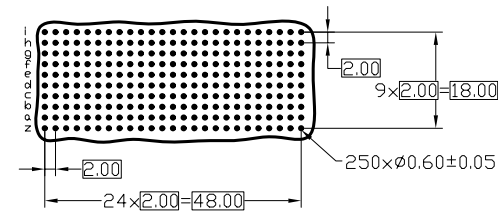
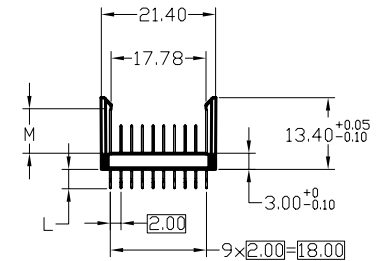
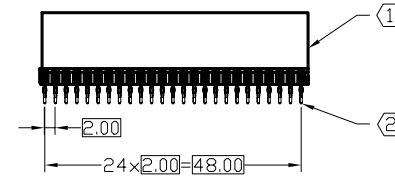
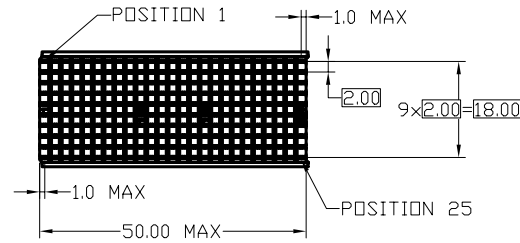
COMPLIANT CONTACT

- Max.Insertion Force (per contact) ——— 22.5 lbs./100 N
- Min. Retention force (per contact) ——— 4.5 lbs./20 N



PIN CODE	MATING LENGTH OF CONTACTS	CONTACT TAIL LENGTHS
	M	L
4	.209/5.30	.146/3.70
6	.329/8.35	.146/3.70

SELECTIVE LOADING PATTERN



RECOMMENDED PC BOARD REQUIREMENTS (COMPONENT SIDE BOARD SHOWN)

DESIGN UNITS ■ mm □ INCH		NAME: 2MM HEADER E TYPE	All connectors	
GENERAL TOLERANCES: (UNLESS SPECIFIED)		PART NO: NX5E0AJ01A11PA	TITLE: CUSTOMER DWG.	C
4 PLACE	±**	±.**	APPD: 蘇侯安 4/28'05	DWG. NO: C-NX5E0AJ01A11PA
3 PLACE	±0.08	±.**	CHKD: 楊海文 4/28'05	SCALE: 1/1
2 PLACE	±0.15	±.**	DRAWN: 畢杏子 4/26'05	SHEET: 1/1
1 PLACE	±0.20	±.**		REV.: A
ANGULAR:	X°±**	.X°±**		

A	**	Release	4/28'05	Seawen	Alan
REV.	ECN. NO.	DESCRIPTION	DATE	DRAWN	APPD