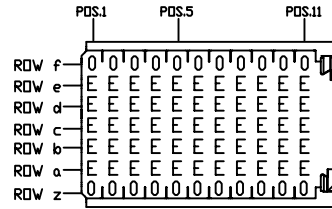
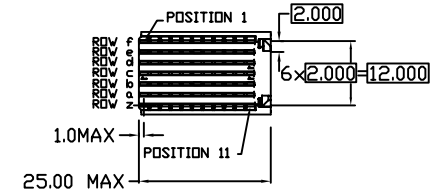


NOTES:

- 1 THIS CONNECTOR IS DESIGNED TO MEET THE APPLICABLE PERFORMANCE REQUIREMENTS OF IEC 61076-4-101 AND BELLCORE GR-1217-CORE
- 2 ROHS DIRECTIVE COMPLIANCE, MAX SOLDERING TEMPERATURE 225°C.
- 3 CONNECTORS ARE END STACKABLE ON A 2.0 GRID.
- 4 FOR COMPLIANT CONTACT PLATED THRU HOLE REQUIREMENTS SEE THRU HOLE PLATING VIEW. MINIMUM P.C.BOARD THICKNESS 1.57 NOMINAL.
- 5 DIMENSIONS APPLY AFTER INSTALLATION IN P.C.BOARD.
- 6 CONNECTOR WITH MIXED PIN LENGTH.SELECTIVE LOADING PER PICMG™(COMPUTER TELEPHONY SPECIFICATIONS) 2.5 R1.0 APRIL 3, 1998 SEE SELECTIVE LOADING CHART AND LOADING PATTERN.
- 7 0.2 MAX. GAP PERMISSIBLE TO P.C.BOARD



PIN CODE	SELECTIVE LOADING CHART			CONTACT TAIL LENGTHS
	MATING LENGTH OF CONTACTS			
	SIGNAL	ALL	GROUND	
E	.268/6.80	.382/9.70	N/A	.571/14.50



SPECIFICATIONS

MATERIALS

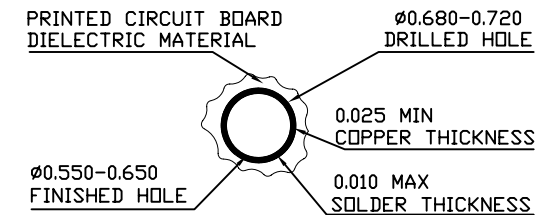
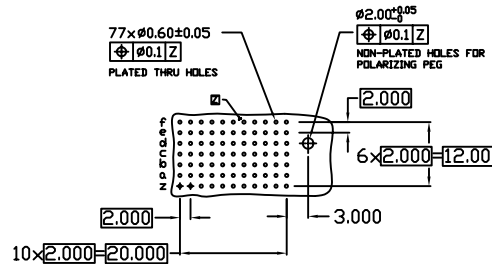
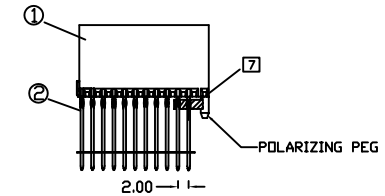
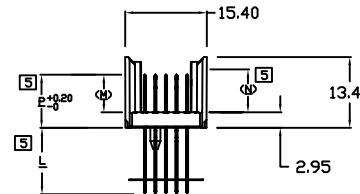
- 1 Insulators: Thermoplastic Polyester, glass filled
Rated UL 94V-0, Color: Gray
- 2 Pin contacts:
Copper Alloy
Finish: Mating Zone=Gold
Compliant Zone=Tin/Lead(Matte Tin)
Performance Class 2= 250 cycles

PERFORMANCE CHARACTERISTICS

- Insulation resistance: 10000 megohms minimum
- Dielectric withstanding voltage(at sea level): 750 Vrms
- Current rating:
1 amp @70°C, fully loaded
1.5 amp @20°C, fully loaded
- Operating temperature range: -55°C to +125°C
- Contact resistance: 20 milliohms maximum

COMPLIANT CONTACT

- Max.Insertion Force(per contact): 22.5 lbs./100 N
- Min. Retention force(per contact): 4.5 lbs./20 N



RECOMMENDED PC BOARD REQUIREMENTS
(COMPONENT SIDE BOARD SHOWN)

THRU HOLE PLATING
SCALE 10:1

DESIGN UNITS mm INCH	NAME: 2MM HEADER C TYPE	All connectors	
GENERAL TOLERANCES: (UNLESS SPECIFIED)	PART NO: NX5C0AE01D50CA	TITLE: CUSTOMER DWG C	
4 PLACE ±0.05 ±.***	APPD:	DWG. NO: C-NX5C0AE01D50CA	
3 PLACE ±0.10 ±.***	CHKD:	SCALE: SHEET: REV.:	
2 PLACE ±0.20 ±.***	DRAWN: 何潔賢 5/29'06	1 / 1	1 / 1 A
1 PLACE ±0.30 ±.***			
ANGULAR: X°±.*** X°±.***			

A	**	Release	05/29'06	Jexan	
REV.	ECN. NO.	DESCRIPTION	DATE	DRAWN	APPD