

NOTES:

- 1 THIS CONNECTOR IS DESIGNED TO MEET THE APPLICABLE PERFORMANCE REQUIREMENTS OF IEC 61076-4-101 AND BELLCORE GR-1217-CORE
- 2 RoHS DIRECTIVE COMPLIANCE, MAX SOLDERING TEMPERATURE 225°C.
- 3 CONNECTORS ARE END STACKABLE ON A 2.0 GRID.
- 4 FOR COMPLIANT CONTACT PLATED THRU HOLE REQUIREMENTS SEE THRU HOLE PLATING VIEW. MINIMUM P.C.BOARD THICKNESS 1.57 NOMINAL.
- 5 DIMENSIONS APPLY AFTER INSTALLATION IN P.C.BOARD.
- 6 CONNECTOR WITH MIXED PIN LENGTH.SELECTIVE LOADING PER PICMG™(COMPUTER TELEPHONY SPECIFICATIONS) 2.5 R1.0 APRIL 3, 1998 SEE SELECTIVE LOADING CHART AND LOADING PATTERN.
- 7 0.2 MAX. GAP PERMISSIBLE TO P.C.BOARD

SPECIFICATIONS

MATERIALS

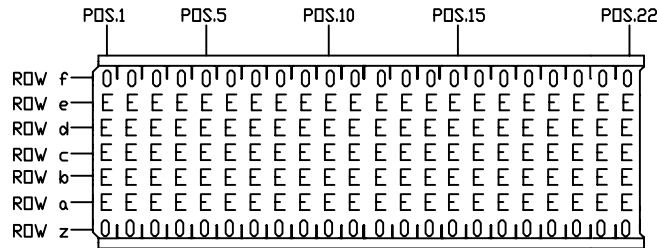
- 1 Insulators: Thermoplastic Polyester, glass filled
Rated UL 94V-0, Color: Gray
- 2 Pin contacts:
Copper Alloy
Finish: Mating Zone=Gold
Compliant Zone=Tin/Lead(Matte Tin)
Performance Class 2= 250 cycles

PERFORMANCE CHARACTERISTICS

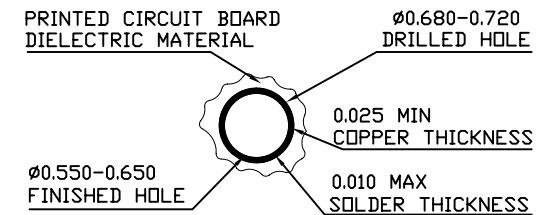
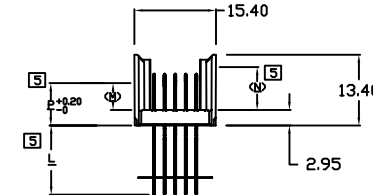
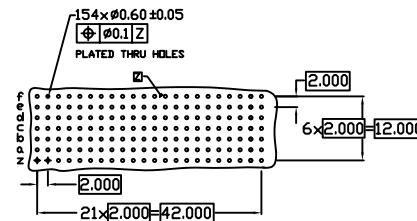
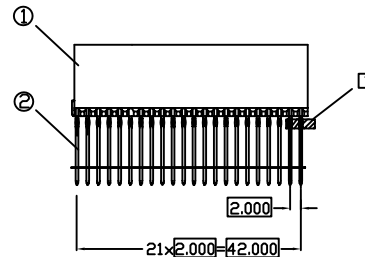
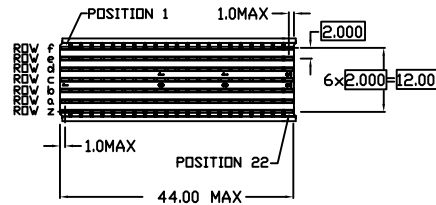
- Insulation resistance: 10000 megohms minimum
- Dielectric withstanding voltage(at sea level): 750 Vrms
- Current rating:
1 amp @70°C, fully loaded
1.5 amp @20°C, fully loaded
- Operating temperature range: -55°C to +125°C
- Contact resistance: 20 milliohms maximum

COMPLIANT CONTACT

- Max.Insertion Force(per contact): 22.5 lbs./100 N
- Min. Retention force(per contact): 4.5 lbs./20 N



| PIN CODE | MATING LENGTH OF CONTACTS | | | CONTACT TAIL LENGTHS |
|----------|---------------------------|-----------|--------|----------------------|
| | SIGNAL | ALL | GROUND | |
| | M | P | N | L |
| 0 | NA | NA | NA | NA |
| E | .268/6.80 | .382/9.70 | N/A | .571/14.50 |



RECOMMENDED PC BOARD REQUIREMENTS
(COMPONENT SIDE BOARD SHOWN)

THRU HOLE PLATING
SCALE 10:1

| | | | |
|---|----------------------------|------------------------------|------------|
| DESIGN UNITS mm INCH | NAME: 2MM HEADER B TYPE | Allconnectors | |
| GENERAL TOLERANCES: (UNLESS SPECIFIED) | PART NO: NX5B0BD15X00CA | TITLE: CUSTOMER DWG C | |
| 4 PLACE ±0.05 ±.*** | APPD: | DWG. NO: C-NX5B0BD15X00CA | |
| 3 PLACE ±0.10 ±.*** | CHKD: | SCALE: 1/1 | SHEET: 1/1 |
| 2 PLACE ±0.20 ±.*** | DRAWN: 何潔賢 5/29'06 | REV.: A | |
| 1 PLACE ±0.30 ±.*** | | | |
| ANGULAR: X°±.*** X°±.*** | | | |

| | | | | | |
|------|----------|-------------|----------|-------|------|
| A | ** | Release | 05/29'06 | Jexan | |
| REV. | ECN. NO. | DESCRIPTION | DATE | DRAWN | APPD |