NOTES:

1. THIS CONNECTOR IS DESIGNED TO MEET THE APPLICABLE PERFORMANCE REQUIREMENTS OF IEC 61076-4-101 AND BELLCORE GR-1217-CORE
2. RoHS DIRECTIVE COMPLIANCE, MAX SOLDERING TEMPERATURE 225°C.
3. CONNECTORS ARE END STACKABLE ON A 2.0 GRID.
4. FOR COMPLIANT CONTACT PLATED THRU HOLE REQUIREMENTS SEE THRU HOLE PLATING VIEW. MINIMUM P.C.BOARD THICKNESS 1.57 NOMINAL.
5. DIMENSIONS APPLY AFTER INSTALLATION IN P.C.BOARD.
6. CONNECTOR WITH MIXED PIN LENGTH.SELECTIVE LOADING PER PICMG™(COMPUTER TELEPHONY SPECIFICATIONS) 2.5 R1.0 APRIL 3, 1998 SEE SELECTIVE LOADING CHART AND LOADING PATTERN.
7. 0.2 MAX. GAP PERMISSIBLE TO P.C.BOARD

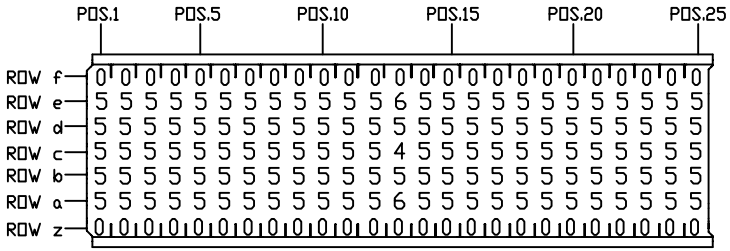

SELECTIVE LOADING PATTERN

SELECTIVE LOADING CHART				
PIN CODE	MATING LENGTH OF CONTACTS			CONTACT TAIL LENGTHS
	SIGNAL	ALL	GROUND	
	M	P	N	L
0	N/A	N/A	N/A	N/A
4	.209/5.30	.323/8.20	N/A	.146/3.70
5	.268/6.80	.323/8.20	N/A	.146/3.70
6	.329/8.35	.443/11.25	.327/8.30	.146/3.70

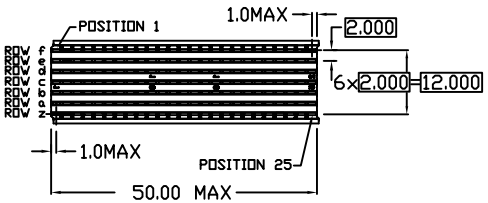

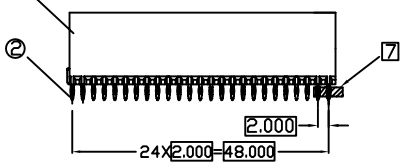

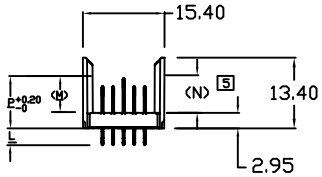

SPECIFICATIONS

MATERIALS

① Insulators: Thermoplastic Polyester, glass filled
Rated UL 94V-0, Color: Gray

② Pin contacts:
Copper Alloy
Finish: Mating Zone=Gold
Compliant Zone=Tin/Lead(Matte Tin)
Performance Class 2= 250 cycles

PERFORMANCE CHARACTERISTICS 1

Insulation resistance: 10000 megohms minimum

Dielectric withstanding voltage(at sea level): 750 Vrms

Current rating: 1 amp @70°C, fully loaded
1.5 amp @20°C, fully loaded

Operating temperature range: -55°C to +125°C

Contact resistance: 20 milliohms maximum

COMPLIANT CONTACT

Max.Insertion Force(per contact): 22.5 lbs./100 N

Min. Retention force(per contact): 4.5 lbs./20 N

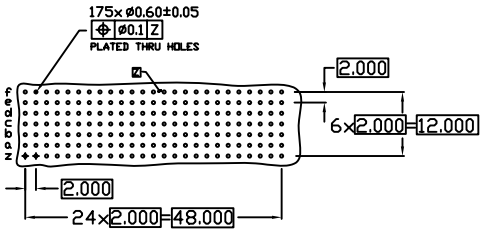

RECOMMENDED PC BOARD REQUIREMENTS
(COMPONENT SIDE BOARD SHOWN)

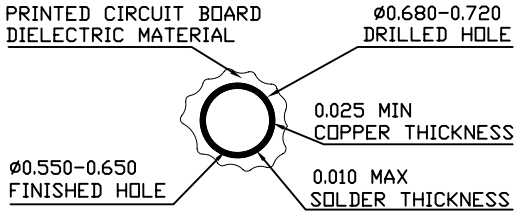

THRU HOLE PLATING
SCALE 10:1

REV.	ECN. NO.	DESCRIPTION	DATE	DRAWN	APPD
A	**	Release	05/29'06	Jexan	

DESIGN UNITS		
■ mm □ INCH		
GENERAL TOLERANCES: (UNLESS SPECIFIED)	mm	INCH
4 PLACE	± 0.05	±. **
3 PLACE	± 0.10	±. **
2 PLACE	± 0.20	±. **
1 PLACE	± 0.30	±. **
ANGULAR:	X°± **	.X°± **

NAME: 2MM HEADER B TYPE

PART NO: NX5B0BB30X04AA

APPD:

CHKD:

DRAWN: 何潔賢 6/26'06

All Connectors

TITLE: CUSTOMER DWG C

DWG. NO: C-NX5B0BB30X04AA

SCALE:	SHEET:	REV.:
1 / 1	1 / 1	A

A1版

NPF-RD40040