

NOTES:

- ① THIS CONNECTOR IS DESIGNED TO MEET THE APPLICABLE PERFORMANCE REQUIREMENTS OF IEC 61076-4-101 AND BELLCORE GR-1217-CORE
- 2 RoHS DIRECTIVE COMPLIANCE, MAX SOLDERING TEMPERATURE 225°C.
- 3 CONNECTORS ARE END STACKABLE ON A 2.0 GRID.
- ④ FOR COMPLIANT CONTACT PLATED THRU HOLE REQUIREMENTS SEE THRU HOLE PLATING VIEW. MINIMUM P.C.BOARD THICKNESS 1.57 NOMINAL.
- ⑤ DIMENSIONS APPLY AFTER INSTALLATION IN P.C.BOARD.
- 6 CONNECTOR WITH MIXED PIN LENGTH.SELECTIVE LOADING PER PICMG™ (COMPUTER TELEPHONY SPECIFICATIONS) 2.5 R1.0 APRIL 3, 1998 SEE SELECTIVE LOADING CHART AND LOADING PATTERN.
- ⑦ 0.2 MAX. GAP PERMISSIBLE TO P.C.BOARD

SPECIFICATIONS

MATERIALS

- ① Insulators: Thermoplastic Polyester, glass filled
Rated UL 94V-0, Color: Gray
- ② Pin contacts:
Copper Alloy
Finish: Mating Zone=Gold
Compliant Zone=Tin/Lead(Matte Tin)
Performance Class 2= 250 cycles

PERFORMANCE CHARACTERISTICS ①

Insulation resistance: 10000 megohms minimum
 Dielectric withstanding voltage(at sea level): 750 Vrms
 Current rating: 1 amp @70°C, fully loaded
 1.5 amp @20°C, fully loaded
 Operating temperature range: -55°C to +125°C
 Contact resistance: 20 milliohms maximum

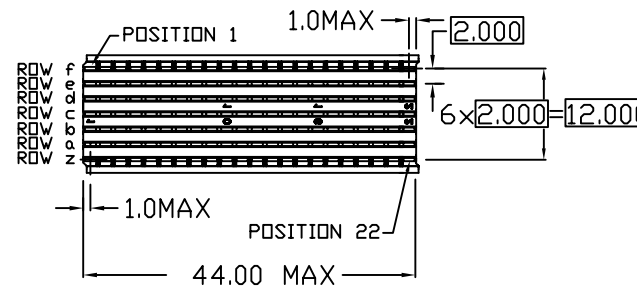
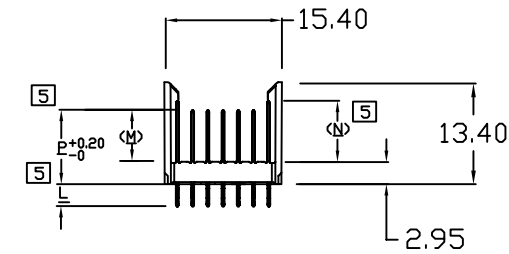
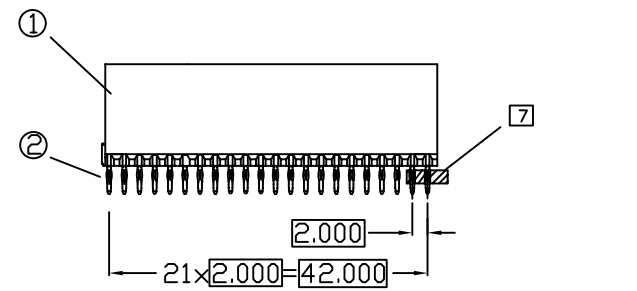
COMPLIANT CONTACT

Max.Insertion Force(per contact): 22.5 lbs./100 N
 Min. Retention force(per contact): 4.5 lbs./20 N

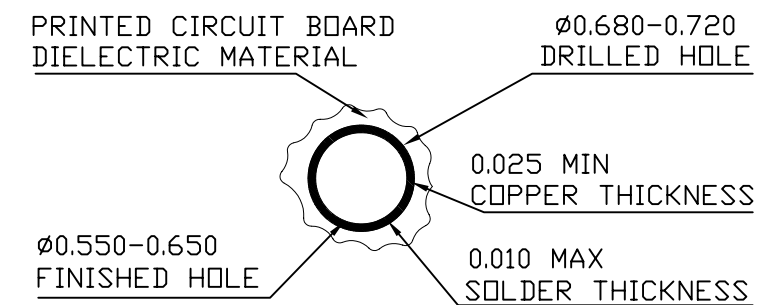
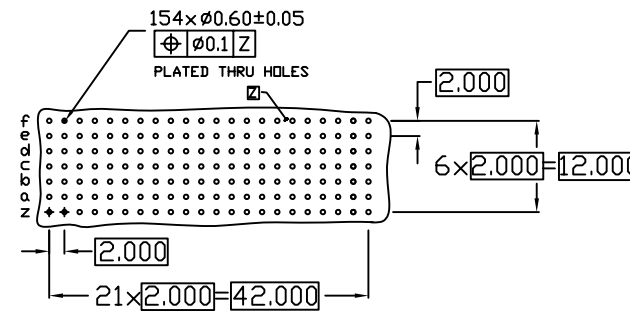
	POS.1	POS.5	POS.10	POS.15	POS.22
ROW f	6	6	6	6	6
ROW e	5	5	5	5	5
ROW d	5	5	5	5	5
ROW c	5	5	5	5	5
ROW b	5	5	5	5	5
ROW a	5	5	5	5	5
ROW z	6	6	6	6	6

PIN CODE	MATING LENGTH OF CONTACTS			CONTACT TAIL LENGTHS
	SIGNAL	ALL	GROUND	
	M	P	N	L
5	.268/6.80	.382/9.70	N/A	.146/3.70
6	.329/8.35	.443/11.25	.327/8.30	.146/3.70

SELECTIVE LOADING PATTERN



CATALOG No. NX5B0BA22X04AA SHOW



THRU HOLE PLATING
SCALE 10:1

RECOMMENDED PC BOARD REQUIREMENTS
(COMPONENT SIDE BOARD SHOWN)

DESIGN UNITS ■ mm □ INCH		NAME: 2MM HEADER B TYPE		All Connectors	
GENERAL TOLERANCES: (UNLESS SPECIFIED)		PART NO: NX5B0BA22X04AA		TITLE: CUSTOMER DWG C	
4 PLACE	± 0.05 ±.***	APPD:		DWG. NO: C-NX5B0BA22X04AA	
3 PLACE	± 0.10 ±.***	CHKD:		SCALE: 1 / 1	
2 PLACE	± 0.20 ±.***	DRAWN: 何潔賢 5/29'06		SHEET: 1 / 1	
1 PLACE	± 0.30 ±.***			REV.: A	
ANGULAR:	X°±.*** .X°±.***				

A	**	Release	05/29'06	Jexan	
REV.	ECN. NO.	DESCRIPTION	DATE	DRAWN	APPD