

**NOTES:**

- 1 THIS CONNECTOR IS DESIGNED TO MEET THE APPLICABLE PERFORMANCE REQUIREMENTS OF IEC 61076-4-101 AND BELLCORE GR-1217-CORE
- 2 RoHS DIRECTIVE COMPLIANCE, MAX SOLDERING TEMPERATURE 225°C.
- 3 CONNECTORS ARE END STACKABLE ON A 2.0 GRID.
- 4 FOR COMPLIANT CONTACT PLATED THRU HOLE REQUIREMENTS SEE THRU HOLE PLATING VIEW. MINIMUM P.C.BOARD THICKNESS 1.57 NOMINAL.
- 5 DIMENSIONS APPLY AFTER INSTALLATION IN P.C.BOARD.
- 6 CONNECTOR WITH MIXED PIN LENGTH.SELECTIVE LOADING PER PICMG™(COMPUTER TELEPHONY SPECIFICATIONS) 2.5 R1.0 APRIL 3, 1998 SEE SELECTIVE LOADING CHART AND LOADING PATTERN.
- 7 0.2 MAX. GAP PERMISSIBLE TO P.C.BOARD

**SPECIFICATIONS**

**MATERIALS**

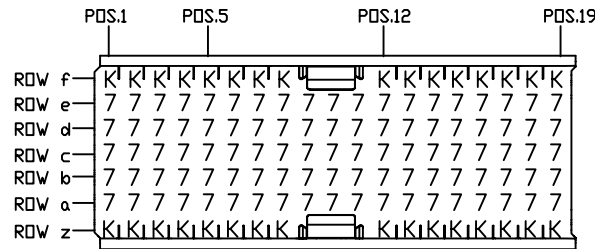
- 1 Insulators: Thermoplastic Polyester, glass filled  
Rated UL 94V-0, Color: Gray
- 2 Pin contacts:  
Copper Alloy  
Finish: Mating Zone=Gold  
Compliant Zone=Tin/Lead(Matte Tin)  
Performance Class 2= 250 cycles

**PERFORMANCE CHARACTERISTICS 1**

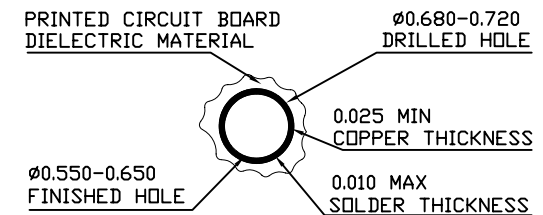
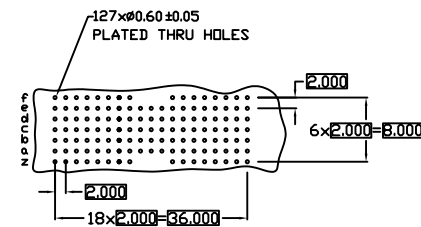
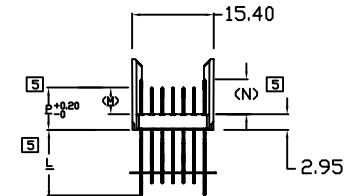
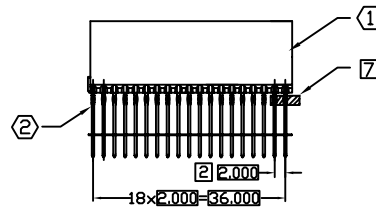
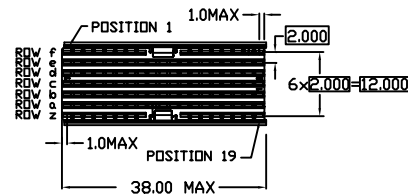
- Insulation resistance: 10000 megohms minimum
- Dielectric withstanding voltage(at sea level): 750 Vrms
- Current rating:  
1 amp @70°C, fully loaded  
1.5 amp @20°C, fully loaded
- Operating temperature range: -55°C to +125°C
- Contact resistance: 20 milliohms maximum

**COMPLIANT CONTACT**

- Max.Insertion Force(per contact): 22.5 lbs./100 N
- Min. Retention force(per contact): 4.5 lbs./20 N



PIN CODE	SELECTIVE LOADING CHART			
	MATING LENGTH OF CONTACTS			CONTACT TAIL LENGTHS
	SIGNAL	ALL	GROUND	
	M	P	N	L
7	.209/5.30	.323/8.20	N/A	.512/13.00
K	.327/8.30	.441/11.20	.327/8.30	.630/16.00



**RECOMMENDED PC BOARD REQUIREMENTS**  
(COMPONENT SIDE BOARD SHOWN)

**THRU HOLE PLATING**  
SCALE 10:1

DESIGN UNITS mm INCH		NAME: 2MM HEADER AB TYPE		All Connectors	
GENERAL TOLERANCES: (UNLESS SPECIFIED)		PART NO: NX5ABBC93X04CA		TITLE: CUSTOMER DWG C	
4 PLACE	± 0.05 ±.***	APPD:		DWG. NO: C-NX5ABBC93X04CA	
3 PLACE	± 0.10 ±.***	CHKD:		SCALE: SHEET: REV.:	
2 PLACE	± 0.20 ±.***	DRAWN: 何潔賢 6/26'06		1 / 1 1 / 1 A	
1 PLACE	± 0.30 ±.***				
ANGULAR:	X° ±.*** X° ±.***				

REV.	ECN. NO.	DESCRIPTION	DATE	DRAWN	APPD
A	**	Release	05/29'06	Jexan	