

NOTES:

- 1 THIS CONNECTOR IS DESIGNED TO MEET THE APPLICABLE PERFORMANCE REQUIREMENTS OF IEC 61076-4-101 AND BELLCORE GR-1217-CORE
- 2 RoHS DIRECTIVE COMPLIANCE, MAX SOLDERING TEMPERATURE 225°C.
- 3 CONNECTORS ARE END STACKABLE ON A 2.0 GRID.
- 4 FOR COMPLIANT CONTACT PLATED THRU HOLE REQUIREMENTS SEE THRU HOLE PLATING VIEW. MINIMUM P.C.BOARD THICKNESS 1.57 NOMINAL.
- 5 DIMENSIONS APPLY AFTER INSTALLATION IN P.C.BOARD.
- 6 CONNECTOR WITH MIXED PIN LENGTH.SELECTIVE LOADING PER PICMG™(COMPUTER TELEPHONY SPECIFICATIONS) 2.5 R1.0 APRIL 3, 1998 SEE SELECTIVE LOADING CHART AND LOADING PATTERN.
- 7 0.2 MAX. GAP PERMISSIBLE TO P.C.BOARD

SPECIFICATIONS

MATERIALS

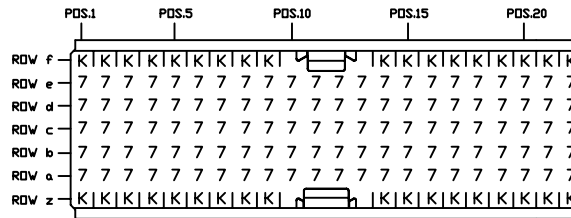
- ① Insulators: Thermoplastic Polyester, glass filled
Rated UL 94V-0, Color: Gray
- ② Pin contacts:
Copper Alloy
Finish: Mating Zone=Gold
Compliant Zone=Tin/Lead(Matte Tin)
Performance Class 2= 250 cycles

PERFORMANCE CHARACTERISTICS

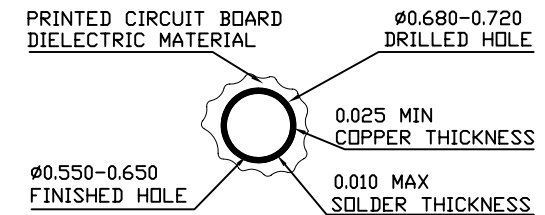
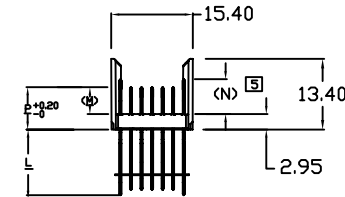
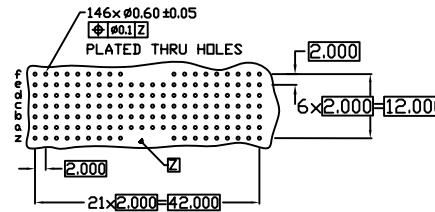
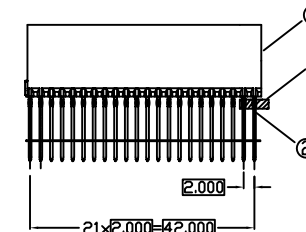
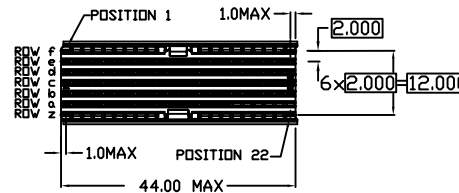
- Insulation resistance: 10000 megohms minimum
- Dielectric withstanding voltage(at sea level): 750 Vrms
- Current rating:
1 amp @70°C, fully loaded
1.5 amp @20°C, fully loaded
- Operating temperature range: -55°C to +125°C
- Contact resistance: 20 milliohms maximum

COMPLIANT CONTACT

- Max.Insertion Force(per contact): 22.5 lbs./100 N
- Min. Retention force(per contact): 4.5 lbs./20 N



| SELECTIVE LOADING CHART | | | | |
|-------------------------|---------------------------|-----------|--------|----------------------|
| PIN CODE | MATING LENGTH OF CONTACTS | | | CONTACT TAIL LENGTHS |
| | SIGNAL | ALL | GROUND | |
| 7 | M | P | N | L |
| k | .209/5.30 | .323/8.20 | N/A | .512/13.00 |



RECOMMENDED PC BOARD REQUIREMENTS
(COMPONENT SIDE BOARD SHOWN)

THRU HOLE PLATING
SCALE 10:1

| | | | | | |
|---|-------------------|-----------------------------|--|------------------------------|--|
| DESIGN UNITS mm INCH | | NAME: 2MM HEADER AB TYPE | | All connectors | |
| GENERAL TOLERANCES: (UNLESS SPECIFIED) | | PART NO: NX5ABBC92X04CA | | TITLE: CUSTOMER DWG C | |
| 4 PLACE | ± 0.05 ±.*** | APPD: | | DWG. NO: C-NX5ABBC92X04CA | |
| 3 PLACE | ± 0.10 ±.*** | CHKD: | | SCALE: SHEET: REV.: | |
| 2 PLACE | ± 0.20 ±.*** | DRAWN: 何潔賢 6/26/06 | | 1 / 1 1 / 1 A | |
| 1 PLACE | ± 0.30 ±.*** | | | | |
| ANGULAR: | X° ±.*** X° ±.*** | | | | |

| REV. | ECN. NO. | DESCRIPTION | DATE | DRAWN | APPD |
|------|----------|-------------|----------|-------|------|
| A | ** | Release | 05/29/06 | Jexan | |