

NOTES:

- ① THIS CONNECTOR IS DESIGNED TO MEET THE APPLICABLE PERFORMANCE REQUIREMENTS OF IEC 61076-4-101 AND BELLCORE GR-1217-CORE
- 2 RoHS DIRECTIVE COMPLIANCE, MAX SOLDERING TEMPERATURE 225°C.
- 3 CONNECTORS ARE END STACKABLE ON A 2.0 GRID.
- ④ FOR COMPLIANT CONTACT PLATED THRU HOLE REQUIREMENTS SEE THRU HOLE PLATING VIEW. MINIMUM P.C.BOARD THICKNESS 1.57 NOMINAL.
- ⑤ OPTIONAL BOTTOM SHIELD SOLD SEPARATELY
- ⑥ NO GAP PERMISSIBLE TO PC BOARD.

SPECIFICATIONS

MATERIALS

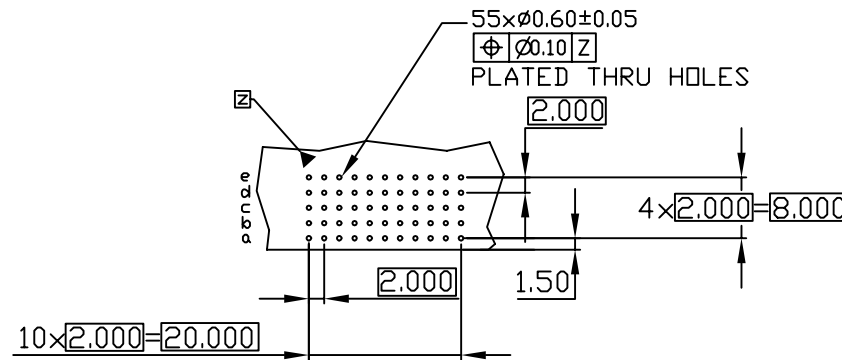
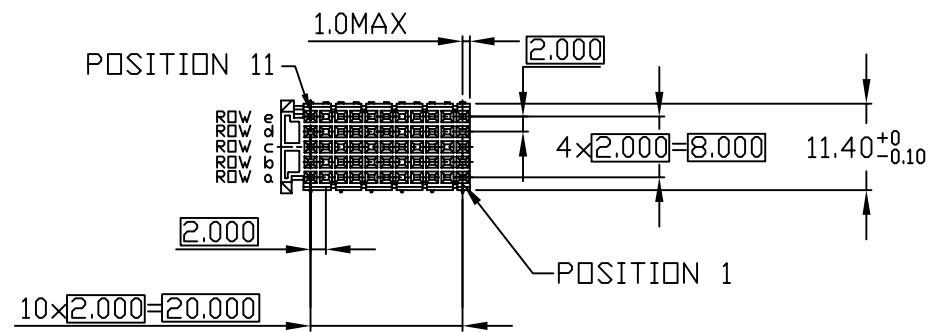
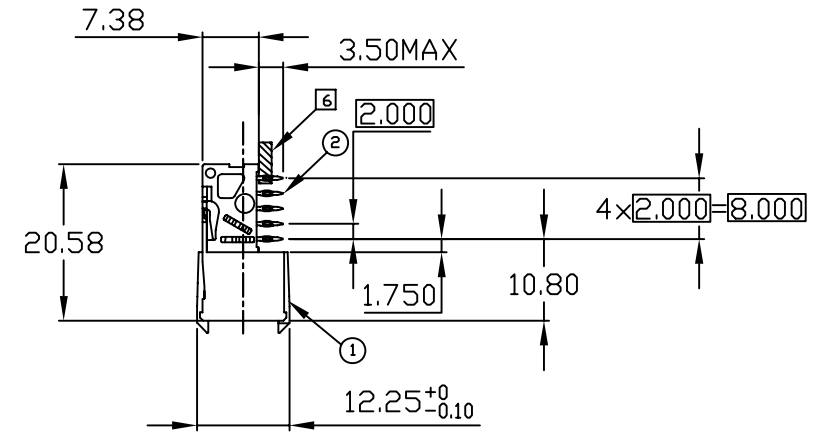
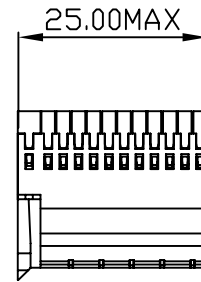
- ① Insulators: Thermoplastic Polyester, glass filled
Rated UL 94V-0, Color: Gray
- ② Pin contacts:
Copper Alloy
Finish: Mating Zone=Gold
Compliant Zone=Matte Tin
Performance Class 2= 250 cycles

PERFORMANCE CHARACTERISTICS ①

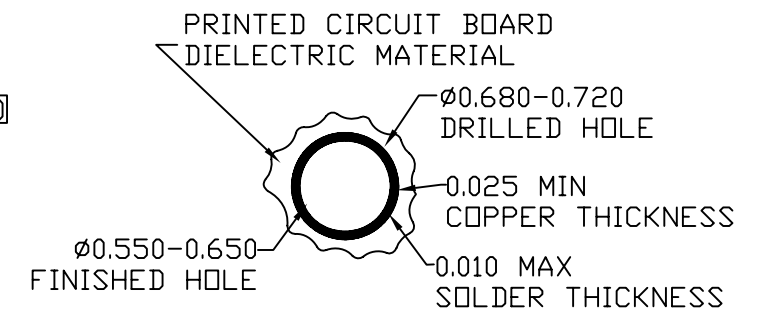
- Insulation resistance: 10,000 megohms minimum
- Dielectric withstanding voltage(at sea level): 750 Vrms
- Current rating: 1 amp @70°C, fully loaded
1.5 amp @20°C, fully loaded
- Operating temperature range: -55°C to +125°C
- Contact resistance: 20 milliohms maximum

COMPLIANT CONTACT

- Max.Insertion Force(per contact): 22.5 lbs./100 N
- Min. Retention force(per contact): 4.5 lbs./20 N



RECOMMENDED PC BOARD REQUIREMENTS
(COMPONENT SIDE BOARD SHOWN)



THRU HOLE PLATING
SCALE 10:1

DESIGN UNITS ■ mm □ INCH		NAME: METCON-2 SOCKET C TYPE		All connectors	
GENERAL TOLERANCES: (UNLESS SPECIFIED)		PART NO: NX6C0AE01A0AF		TITLE: CUSTOMER DWG C	
4 PLACE	± 0.05 ±.***	APPD: 蘇侯安 11/30'07		DWG. NO: C-NX6C0AE01A0AF	
3 PLACE	± 0.10 ±.***	CHKD: 楊海文 11/30'07		SCALE: 1 / 1	
2 PLACE	± 0.20 ±.***	DRAWN: 何潔賢 11/30'07		SHEET: 1 / 1	
1 PLACE	± 0.30 ±.***			REV.: D	
ANGULAR:	X°±** .X°±**				

D	ECR-NC0156	Modify(RoHS)	11/30'07	Seawen	Alan
REV.	ECN. NO.	DESCRIPTION	DATE	DRAWN	APPD