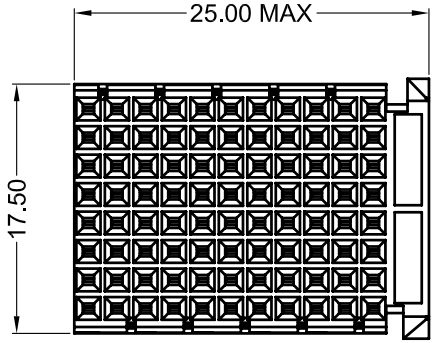

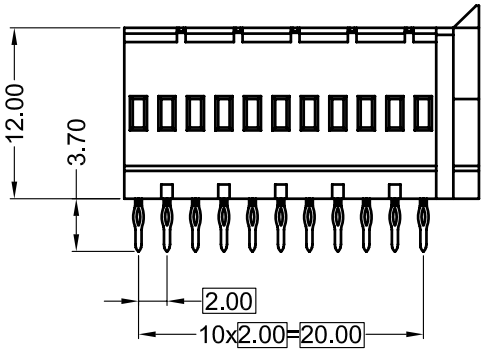

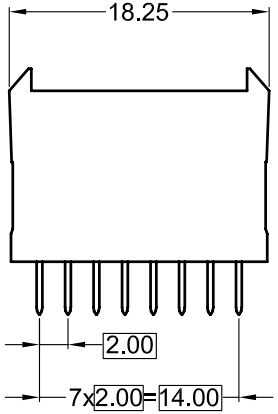

NOTES:

1. ALL DIMENSION ARE IN mm.
2. MATERIAL:
   HOUSING:THERMOPLASTIC(94V-0) COLOR: GRAY
   CONTACT:COPPER ALLOY
3. FINISH:
   CONTACT SURFACE: GOLD PLATING;
   PRESSING END: MATTE TIN PLATING.
4. ENGAGING AND SEPARATING FORCES PER IEC 61076-4-101.
5. ROHS DIRECTIVE COMPLIANCE.
6. MAX SOLDERING TEMPERATURE 225℃.
7. PERFORMANCE CHARACTERISTICS
   INSULATION RESISTANCE:10,000 MEGOHMS MINIMUN
   DIELECTRIC WITHSTANDING VOLTAGE(AT SEA LEVEL):750 Vrms
   CURRENT RATING:1 AMP AT 70°C,FULLY LOADED
   1.5 AMP AT 20°C,FULLY LOADED
   OPERATING TEMPERATURE RANGE:-55°C TO +125°C
   CONTACT RESISTANCE: 20 MILLIOHMS MAXIMUN

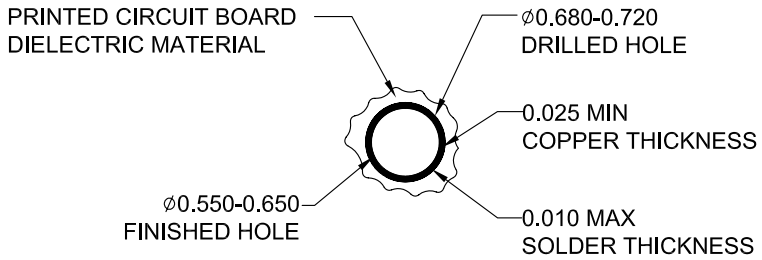

THRU HOLE PLATING
SCALE 10:1

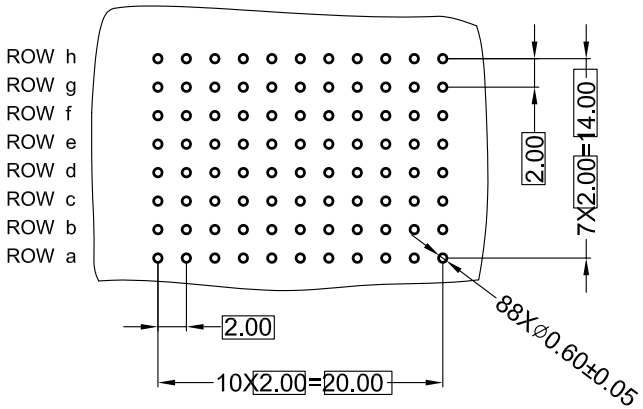

PCB LAYOUT

REV.	ECN. NO.	DESCRIPTION	DATE	DRAWN	APPD
X1		Release	8/22'06	蔡友華	蘇侯安

DESIGN UNITS ■ mm □ INCH		
GENERAL TOLERANCES: (UNLESS SPECIFIED)	mm	INCH
4 PLACE	±.**	±.**
3 PLACE	±.**	±.**
2 PLACE	±0.20	±.**
1 PLACE	±0.30	±.**
ANGULAR:	X°±**	X°±**

NAME: 2MM 180° SOCKET F TYPE NO SHIELD

PART NO: NX7F0AB01A0AF

APPD: 蘇侯安 8/22'06

CHKD: 楊海文 8/22'06

DRAWN: 蔡友華 8/22'06

All Connectors

TITLE: CUSTOMER DWG C

DWG. NO: C-NX7F0AB01A0AF

SCALE:	SHEET:	REV.:
1 / 1	1 / 1	X1

A1版

NPF-RD40040