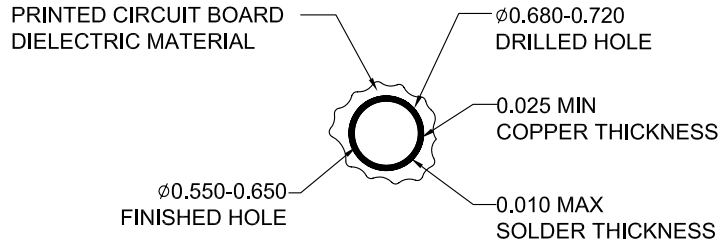
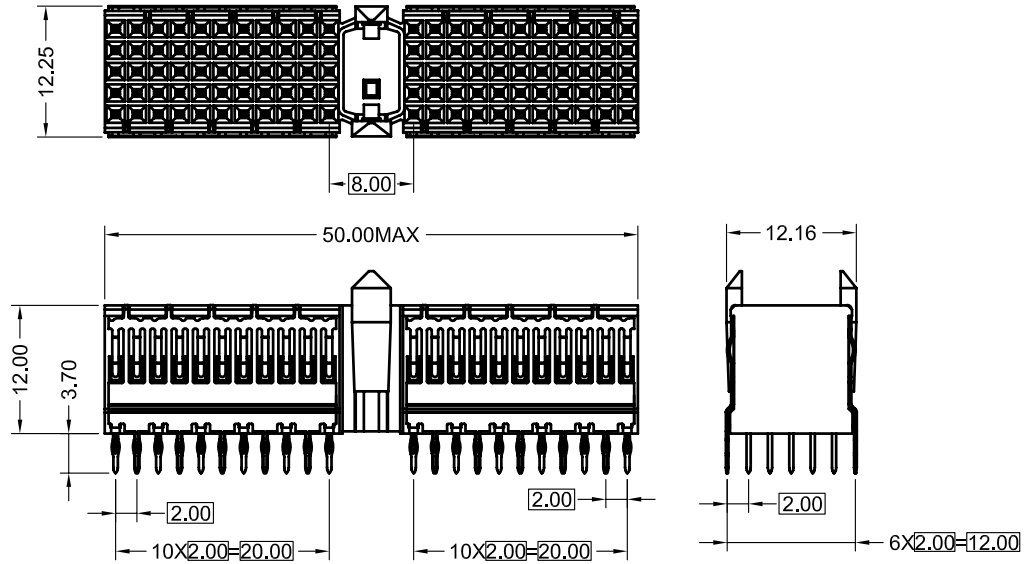
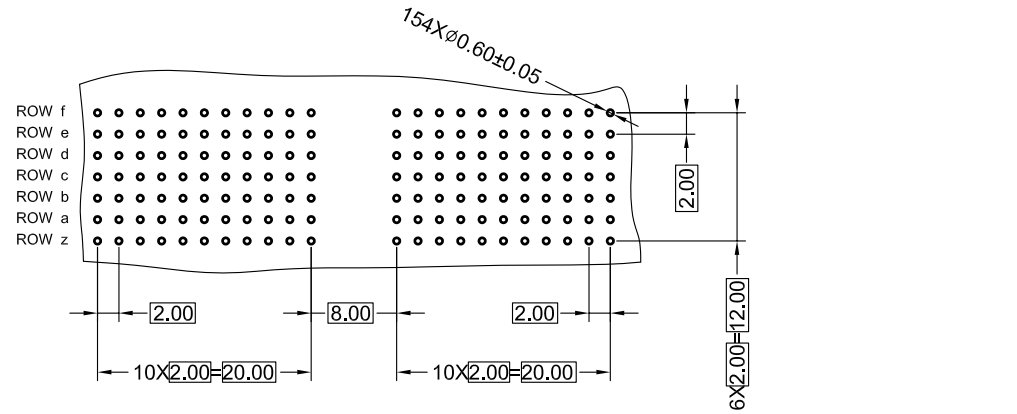


NOTES:

1. ALL DIMENSION ARE IN mm.
2. MATERIAL:
HOUSING: THERMOPLASTIC(94V-0) COLOR: GRAY
CONTACT: COPPER ALLOY
3. FINISH:
CONTACT SURFACE: GOLD PLATING;
PRESSING END: MATTE TIN PLATING.
4. ENGAGING AND SEPARATING FORCES PER IEC 61076-4-101.
5. ROHS DIRECTIVE COMPLIANCE.
6. MAX SOLDERING TEMPERATURE 225°C.
7. PERFORMANCE CHARACTERISTICS
INSULATION RESISTANCE: 10,000 MEGOHMS MINIMUM
DIELECTRIC WITHSTANDING VOLTAGE (AT SEA LEVEL): 750 Vrms
CURRENT RATING: 1 AMP AT 70°C, FULLY LOADED
1.5 AMP AT 20°C, FULLY LOADED
OPERATING TEMPERATURE RANGE: -55°C TO +125°C
CONTACT RESISTANCE: 20 MILLIOHMS MAXIMUM



THRU HOLE PLATING
SCALE 10:1



PCB LAYOUT

DESIGN UNITS ■ mm □ INCH		NAME: 2MM 180° SOCKET A TYPE WITH SHIELD		All connectors	
GENERAL TOLERANCES: (UNLESS SPECIFIED)		PART NO: NX7A0AA01A2AF		TITLE: CUSTOMER DWG	
		APPD: 蘇侯安 2/25/07		DWG. NO: C-NX7A0AA01A2AF	
		CHKD: 楊海文 2/25/07			
		DRAWN: 蔡友華 2/25/07			
		ANGULAR: X°±** X°±**		SCALE: SHEET: REV.: 1/1 1/1 X1	

X1		Release	2/25/07	蔡友華	蘇侯安
REV.	ECN. NO.	DESCRIPTION	DATE	DRAWN	APPD