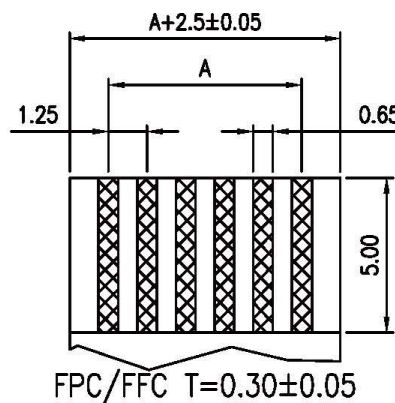
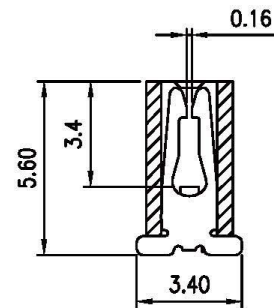


RECOMMENDED PCB LAYOUT



■ MATERIAL

INSULATOR: GLASS-REINFORCED THERMOPLASTIC.
CONTACT: COPPER ALLOY.
PLATING: ALL TIN, LEAD FREE.

■ ELECTRICAL

CURRENT RATING: 0.5 AMP.
DIELECTRIC WITHSTANDING VOLTAGE: 500 VAC MIN.
INSULATION RESISTANCE: 1000 MEGAOHMS MIN.
CONTACT RESISTANCE: 30 MILLIOHMS MAX.

■ ENVIRONMENTAL

TEMPERATURE RANGE: -40°C TO 85°C.

■ DIMENSION TABLE

Circuits	Dimension				Circuits	Dimension		
	A	B	C	L		A	B	C
3	2.50	5.05	7.15	4	21	25.00	27.55	29.85
4	3.75	6.30	8.40		22	26.25	28.80	30.90
5	5.00	7.55	9.65		23	27.50	30.05	32.15
6	6.25	8.80	10.90	8	24	28.75	31.30	33.40
7	7.50	10.05	12.15		25	30.00	32.55	34.65
8	8.75	11.30	13.40		26	31.25	33.80	35.90
9	10.00	12.55	14.65		27	32.50	35.05	37.15
10	11.25	13.80	15.90		28	33.75	36.30	38.40
11	12.50	15.05	17.15		29	35.00	37.55	39.65
12	13.75	16.30	18.40	12	30	36.25	38.80	40.90
13	15.00	17.55	19.65		31	37.50	40.05	42.15
14	16.25	18.80	20.90		32	38.75	41.30	43.40
15	17.50	20.05	22.15		33	40.00	42.55	44.65
16	18.75	21.30	23.40		34	41.25	43.80	45.90
17	20.00	22.55	24.65		35	42.50	45.05	47.15
18	21.25	23.80	25.90		36	43.75	46.30	48.40
19	22.50	25.05	27.15					
20	23.75	26.30	28.40					

All Connectors


www.allconnectors.de info@allconnectors.de
Tel.: 0049 711 7009503 Fax: 0049 711 7009504
70794 Filderstadt - Germany Kettenerstr. 25

RoHS Compliant

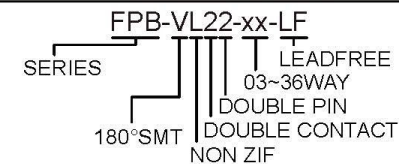
TOLERANCES ARE

DRAWING BY CY
CHECKED BY GENIUS
UNIT / mm SCALE 1 : 1
DATE
SIZE A4 PPROJECTION

X ±
X ±
.XX ±
.XXX ±
ANG ±



ORDER INFORMATION



DESCRIPTION: FPC/FFC 1.25 PITCH NON ZIF TOP ENTRY DUAL CONTACT
SMT TYPE - PARALLEL PCB LAYOUT