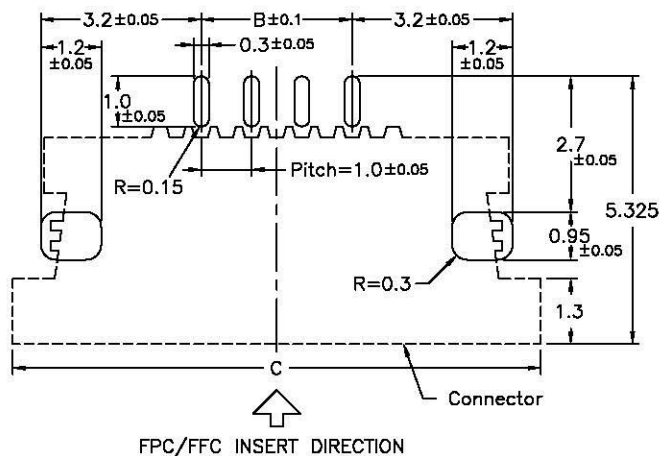
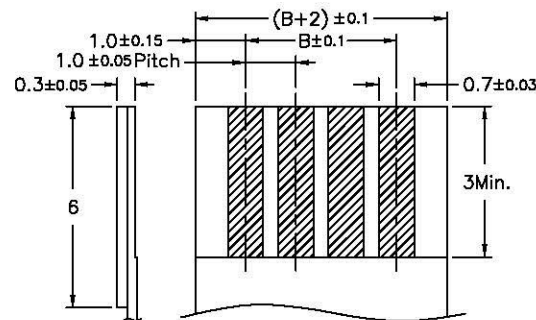
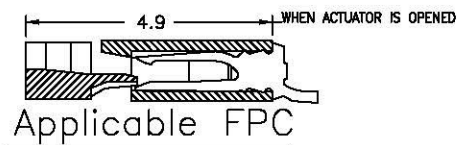
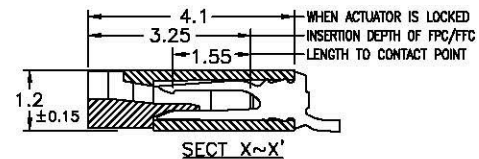


PCB Layout



NOTE:
 1.MATERIAL:
 HOUSING:THERMOPLASTIC
 SLIDER:THERMOPLASTIC
 CONTACTS:COPPER ALLOY
 SOLDER PAD:COPPER ALLOY
 2.PLATING:
 CONTACTS:SEE ORDERING INFORMATION
 SOLDER PAD:SEE ORDERING INFORMATION
 3.RATING:
 OPERATING VOLTAGE:50V
 CURRENT RATING:0.5A
 OPERATING TEMPERATURE:-55°C ~ +85°C

FPA-WZA12-xx-LF
 LEADFREE
 RoHS Compliant



No.of Contacts	DIM. A	DIM. B	DIM. C	DIM. D
4	9.25		10.5	5.1
5	10.25	4	11.5	6.1
6	11.25	5	12.5	7.1
7	12.25	6	13.5	8.1
8	13.25	7	14.5	9.1
9	14.25	8	15.5	10.1
10	15.25	9	16.5	11.1
11	16.25	10	17.5	12.1
12	17.25	11	18.5	13.1
13	18.25	12	19.5	14.1
14	19.25	13	20.5	15.1
15	20.25	14	21.5	16.1
16	21.25	15	22.5	17.1
17	22.25	16	23.5	18.1
18	23.25	17	24.5	19.1
19	24.25	18	25.5	20.1
20	25.25	19	26.5	21.1
21	26.25	20	27.5	22.1
22	27.25	21	28.5	23.1
23	28.25	22	29.5	24.1
24	29.25	23	30.5	25.1

All connectors

www.allconnectors.com
 Tel.: 0049 711 7009103
 70794 Filzstätt, Germany

in France: allconnectors.com
 Fax: 0049 711 7009004
 Kottbusstr. 25

PART NO. FPA-WZA12-xx

DWG NO. FPA-WZA12-xx

FILE NO.

UNIT / mm

SCALE 1:1

CHECKED BY CY

DRAWING BY

PROJECTION



TOLERANCES ARE

.X ± 0.2
 .XX ± 0.1
 .XXX ±
 AWG

DESCRIPTION:

AREA

REVISIONS

HK

DATE