


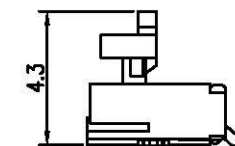
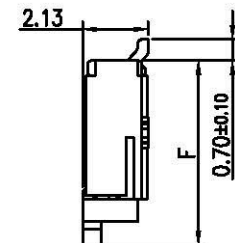
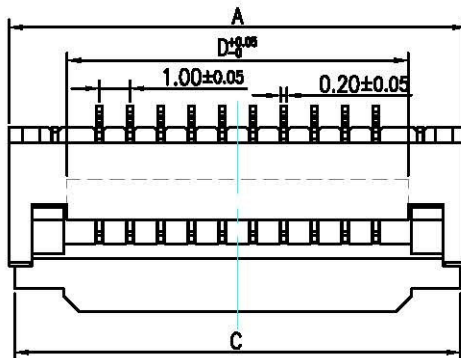
NOTES:

- 1.HUOSINGT: NYLON-46 HIGH-TEMP THERMOPLASTIC UL94V-0 COLOR:WHITE
- 2.ACTUATOR: PPS HIGH-TEMP THERMOPLASTIC UL94V-0 COLOR:BLACK
- 3.TERMINAL:PHOSPHOR BRONZE  
PLATING:GOLD FLASH OR MATTE-TIN OR TIN (LEAD FREE)
- 4.FITTING NAIL:BRASS  
PLATING:MATTE-TIN OR TIN (LEAD FREE)



FPA-WHB21-xx-LF  
LEADFREE  
04-32WAY

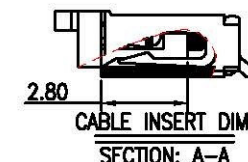
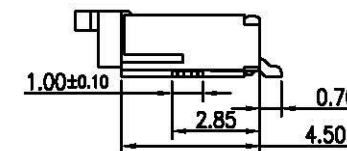
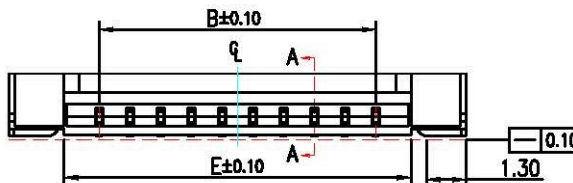
RoHS Compliant



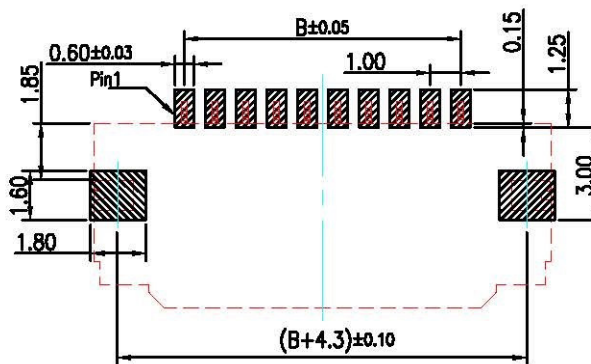
COVER OPEN STATE

★ Have Produce Pin Number

PIN	A	B	C	D	E	F
★ 04	8.9	3.0	8.5	5.1	5.3	6.00
★ 05	9.9	4.0	9.5	6.1	6.3	
★ 06	10.9	5.0	10.5	7.1	7.3	
★ 07	11.9	6.0	11.5	8.1	8.3	5.75
★ 08	12.9	7.0	12.5	9.1	9.3	
★ 09	13.9	8.0	13.5	10.1	10.3	6.00
★ 10	14.9	9.0	14.5	11.1	11.3	
★ 11	15.9	10.0	15.5	12.1	12.3	5.75
★ 12	16.9	11.0	16.5	13.1	13.3	
★ 13	17.9	12.0	17.5	14.1	14.3	
★ 14	18.9	13.0	18.5	15.1	15.3	
★ 15	19.9	14.0	19.5	16.1	16.3	
★ 16	20.9	15.0	20.5	17.1	17.3	
★ 17	21.9	16.0	21.5	18.1	18.3	
★ 18	22.9	17.0	22.5	19.1	19.3	
★ 19	23.9	18.0	23.5	20.1	20.3	
★ 20	24.9	19.0	24.5	21.1	21.3	
★ 21	25.9	20.0	25.5	22.1	22.3	
★ 22	26.9	21.0	26.5	23.1	23.3	
★ 23	27.9	22.0	27.5	24.1	24.3	
★ 24	28.9	23.0	28.5	25.1	25.3	
★ 25	29.9	24.0	29.5	26.1	26.3	
★ 26	30.9	25.0	30.5	27.1	27.3	
★ 27	31.9	26.0	31.5	28.1	28.3	
★ 28	32.9	27.0	32.5	29.1	29.3	
★ 29	33.9	28.0	33.5	30.1	30.3	
★ 30	34.9	29.0	34.5	31.1	31.3	
★ 31	35.9	30.0	35.5	32.1	32.3	
★ 32	36.9	31.0	36.5	33.1	33.3	

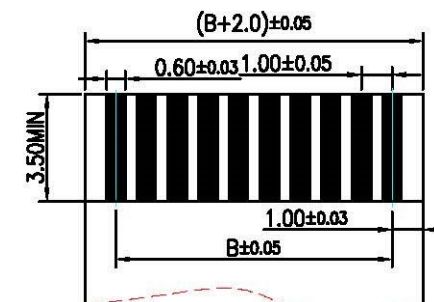


CABLE INSERT DIM.  
SECTION: A-A

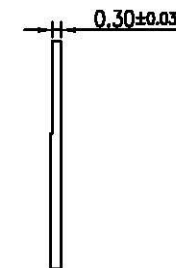


RECOMMENDED PCB PATTERN DIM.

TOLERANCE : ±0.05



RECOMMENDED FFC SIZE



Allconnectors

www.allconnectors.de  
Tel: 0049 711 200969  
70794 Filzschlössl Germany

info@allconnectors.de  
Fax: 0049 711 200914  
Kollmannstr. 25

PART NO. FPA-WHB21-xx

DWG NO. FPA-WHB21-xx

FILE NO.

UNIT / mm

SCALE 1:1

CHECKED BY CY

DRAWING BY

PROJECTION

TOLERANCES ARE

.X ±  
.XX ±  
.XXX ±  
AWG

DESCRIPTION:

AREA

REVISIONS

HK

DATE