

NOTE:

1. MATERIAL:

HOUSING:THERMOPLASTIC
 SLIDER:THERMOPLASTIC
 CONTACTS:COPPER ALLOY
 SOLDER PAD:COPPER ALLOY

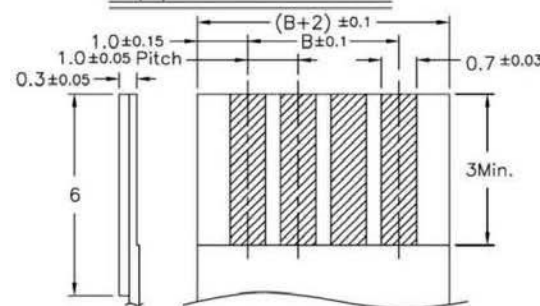
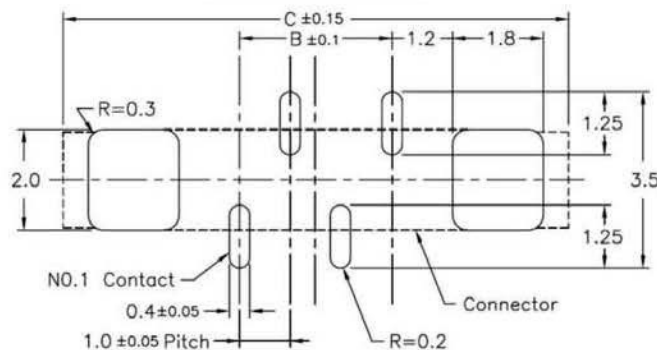

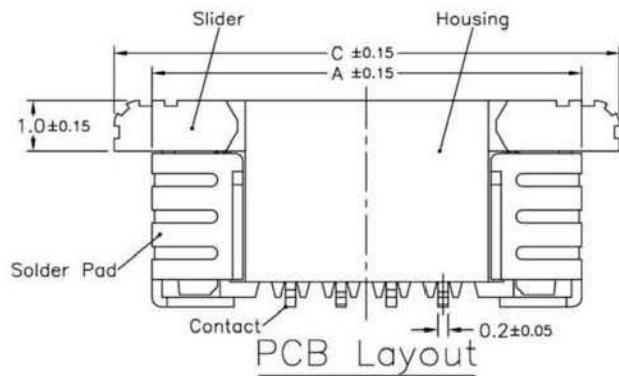
2. PLATING:

CONTACTS:SEE ORDERING INFORMATION
 SOLDER PAD:SEE ORDERING INFORMATION

3. RATING:

OPERATING VOLTAGE:50V
 CURRENT RATING:0.5A
 OPERATING TEMPERATURE:-55°C~+85°C

No.of Contacts	Part Number	DIM. A	DIM. B	DIM. C	DIM. D
4	FPA-VZAL41-04	8.5	3	10	5.1
5	FPA-VZAL41-05	9.5	4	11	6.1
6	FPA-VZAL41-06	10.5	5	12	7.1
7	FPA-VZAL41-07	11.5	6	13	8.1
8	FPA-VZAL41-08	12.5	7	14	9.1
9	FPA-VZAL41-09	13.5	8	15	10.1
10	FPA-VZAL41-10	14.5	9	16	11.1
11	FPA-VZAL41-11	15.5	10	17	12.1
12	FPA-VZAL41-12	16.5	11	18	13.1
13	FPA-VZAL41-13	17.5	12	19	14.1
14	FPA-VZAL41-14	18.5	13	20	15.1
15	FPA-VZAL41-15	19.5	14	21	16.1
16	FPA-VZAL41-16	20.5	15	22	17.1
17	FPA-VZAL41-17	21.5	16	23	18.1
18	FPA-VZAL41-18	22.5	17	24	19.1
19	FPA-VZAL41-19	23.5	18	25	20.1
20	FPA-VZAL41-20	24.5	19	26	21.1
21	FPA-VZAL41-21	25.5	20	27	22.1
22	FPA-VZAL41-22	26.5	21	28	23.1
23	FPA-VZAL41-23	27.5	22	29	24.1
24	FPA-VZAL41-24	28.5	23	30	25.1



All Connectors

www.allconnectors.de
 Tel.: 0049 711 700503
 70734 Tübingenstadt - Germany

Info@allconnectors.de
 Fax: 0049 711 700504
 Kettenstr. 25


RoHS Compliant

DRAWING BY CY
CHECKED BY GENIUS
UNIT / mm **SCALE 1:1**
DATE
SIZE A4

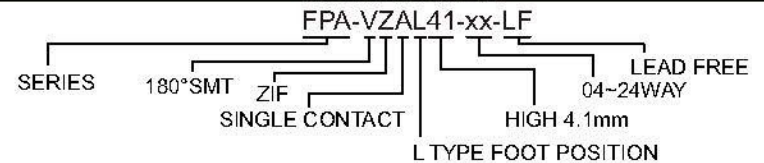
TOLERANCES ARE

X ±
 XX ±
 XXX ±
 ANG ±

PROJECTION



ORDER INFORMATION



DESCRIPTION: