

1 2 3 4 5 6 7 8 9 0

J

I

H

G

F

E

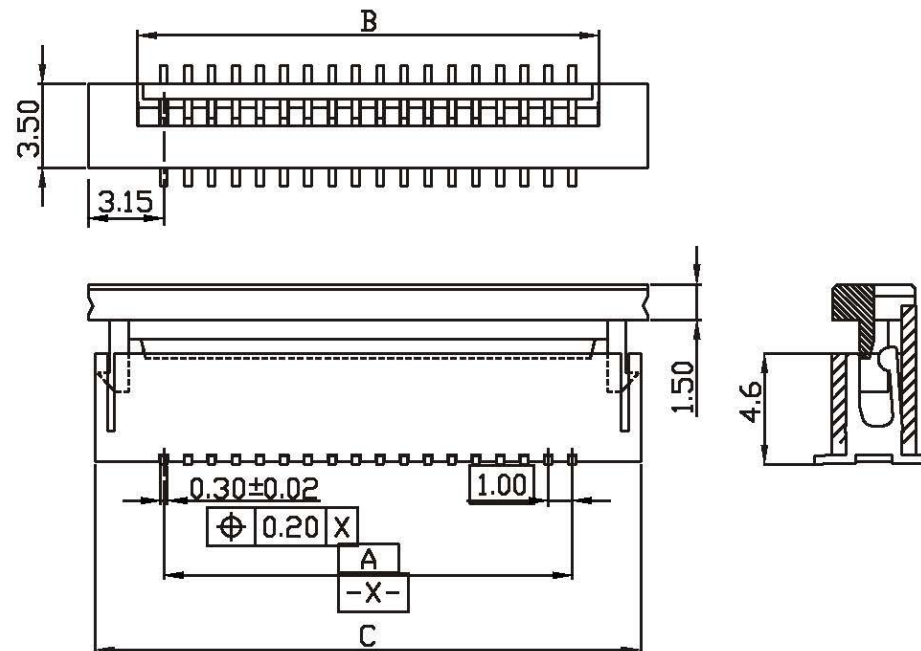
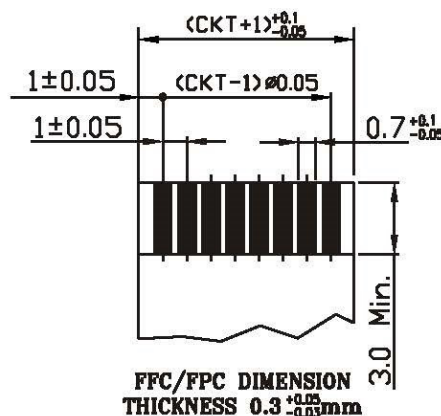
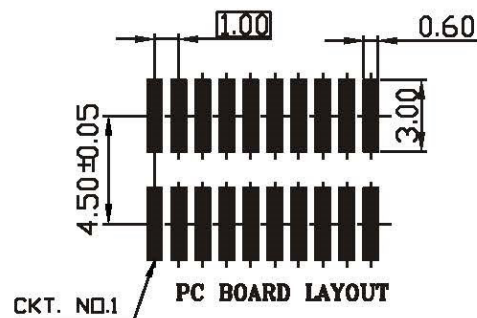
D

C

B

A

30	29.00	31.20	35.00
29	28.00	30.20	34.00
28	27.00	29.20	33.00
27	26.00	28.20	32.00
26	25.00	27.20	31.00
25	24.00	26.20	30.00
24	23.00	25.20	29.00
23	22.00	24.20	28.00
22	21.00	23.20	27.00
21	20.00	22.20	26.00
20	19.00	21.20	25.00
19	18.00	20.20	24.00
18	17.00	19.20	23.00
17	16.00	18.20	22.00
16	15.00	17.20	21.00
15	14.00	16.20	20.00
14	13.00	15.20	19.00
13	12.00	14.20	18.00
12	11.00	13.20	17.00
11	10.00	12.20	16.00
10	9.00	11.20	15.00
09	8.00	10.20	14.00
08	7.00	9.20	13.00
07	6.00	8.20	12.00
06	5.00	7.20	11.00
05	4.00	6.20	10.00
04	3.00	5.20	9.00
03	2.00	4.20	8.00
CKT	DIM A	DIM B	DIM C



# NOTES:

- 1.MATERIAL:INSULATOR: NYLON ; COVER: P.P.A.  
TERMINAL: PHOSPHOR BRONZE
- 2.FLASH:0.08mm MAX.
- 3.CAMBER:0.05mm/cm MAX.
- 4.WARP:0.05mm/cm
- 5.DEFORMATION:NA. ,TWIST:NA.

FPA-VZA2-xx-LF  
LEADFREE

RoHS Compliant

**All Connectors**

www.allconnectors.de  
Tel.: 0049 711 7009503  
70794 Filddorf - Germany

info@allconnectors.de  
Fax: 0049 711 7009504  
Kettelerstr. 25

PART NO. FPA-VZA2-xx

DWG NO. FPA-VZA2-xx

FILE NO.

UNIT / mm

SCALE 1:1

CHECKED BY CY

DRAWING BY

PROJECTION

TOLERANCES ARE

.X $\pm$ 0.2  
.XX $\pm$   
.XXX $\pm$   
AWG

DESCRIP TION: 1.0mm FPC ZIF SMT

AREA

REVISIONS

HK

DATE