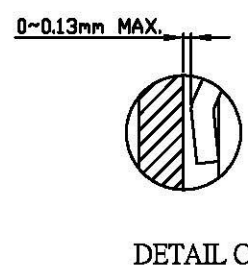
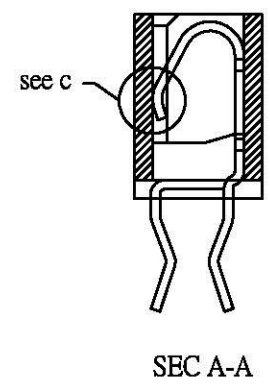
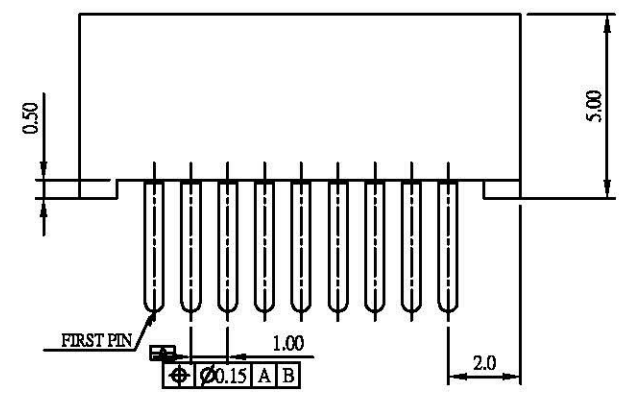
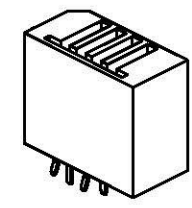
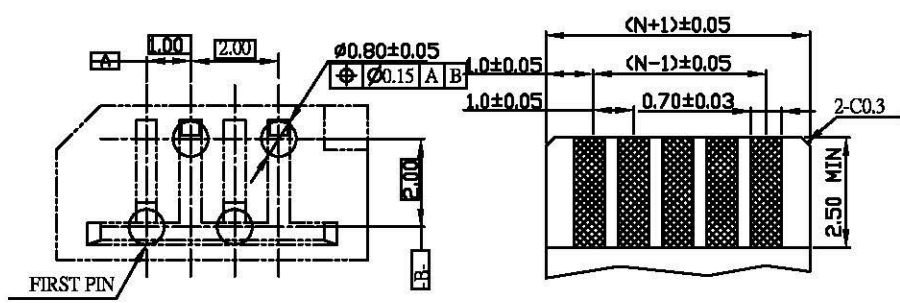


NOTE:
 1. MATERIAL:
 HOUSING: LCP
 TERMINAL: PHOSPHOR BRONZE



CKT	A	B	C
3	6.00	4.10	2.00
4	7.00	5.10	3.00
5	8.00	6.10	4.00
6	9.00	7.10	5.00
7	10.00	8.10	6.00
8	11.00	9.10	7.00
9	12.00	10.10	8.00
10	13.00	11.10	9.00
11	14.00	12.10	10.00
12	15.00	13.10	11.00
13	16.00	14.10	12.00
14	17.00	15.10	13.00
15	18.00	16.10	14.00
16	19.00	17.10	15.00
17	20.00	18.10	16.00
18	21.00	19.10	17.00
19	22.00	20.10	18.00
20	23.00	21.10	19.00
21	24.00	22.10	20.00
22	25.00	23.10	21.00
23	26.00	24.10	22.00
24	27.00	25.10	23.00
25	28.00	26.10	24.00
26	29.00	27.10	25.00
27	30.00	28.10	26.00
28	31.00	29.10	27.00
29	32.00	30.10	28.00
30	33.00	31.10	29.00
31	34.00	32.10	30.00
32	35.00	33.10	31.00



P.C.B. LAYOUT $t=1.6\text{mm}$
 COMPONENT SIDE

FPC THICKNESS=0.30mm
 TOLERANCE:0.05mm

FPA-DLAL-xx-LF
 LEADFREE
 RoHS Compliant

Allconnectors

www.allconnectors.de
 Tel.: 0049 711 7099503
 70791 Hilderstadt - Germany

info@allconnectors.de
 Fax: 0049 711 7099504
 Kettenstr. 22

PART NO. FPA-DLAL-xx		CHECKED BY CY		TOLERANCES ARE $X \pm 0.2$ $.XX \pm$ $.XXX \pm$ AWG	DESCRIPTION:			
DWG NO. FPA-DLAL-xx		DRAWING BY						
FILE NO.		PROJECTION		AREA	REVISIONS	HK	DATE	